



UT MARTIN SKYHAWKS

2020-21 FOOTBALL GAME NOTES



ALEX BOGGIS • ASSISTANT SPORTS INFORMATION DIRECTOR • DBOGGIS@UTM.EDU • 731-881-7694

THE MATCHUP

GAME 6

Saturday, April 3
1 p.m.
ESPN+

Hardy Graham Stadium
(7,500)
Martin, Tenn.

Video: ESPN+
Radio: WCMT 1410 AM / 100.5 FM



UT MARTIN SKYHAWKS (2-3, 2-3 OVC)

Head Coach: Jason Simpson
Alma Mater: Southern Miss, 1994
Career Record: 89-76 (15th season)
Record at UTM: Same

VS



SOUTHEAST MISSOURI REDHAWKS (2-4, 2-3 OVC)

Head Coach: Tom Matukewicz
Alma Mater: Fort Hayes State, 1997
Career Record: 36-42 (7th season)
Record at SEMO: 35-42

Passing Leader

John Bachus III 107-188, 1157 Yards, 9 TDs

Rushing Leader

Peyton Logan 63/292 yards, 2 TDs

Receiving Leader

Colton Dowell 27/295 yards, 1 TDs

Defensive Leader

Deven Sims 45 Tkls, 4.5 TFL, 4 PBU

Passing Leader

Andrew Bunch 100-177, 1037 Yards, 5 TDs

Rushing Leader

Geno Hess 108/490 yards, 8 TDs

Receiving Leader

Zack Smith 34/369 yards, 2 TDs

Defensive Leader

Lawrence Johnson 39 Tkls, 1 INT, 4 PBU

STAT COMPARISON

23.8	65.4	242.4	307.8		25.2	156.8	208.4	365.2
Scoring Offense	Rushing Yards/Gm	Passing Yards/Gm	Total Offense		Scoring Defense	Rushing Defense/Gm	Passing Defense/Gm	Total Defense
25.7	128.3	177.0	305.3		23.7	181.2	170.0	351.2

SETTING THE SCENE

» The University of Tennessee at Martin football team will open its final homestand of the season with a matchup against Ohio Valley Conference rival Southeast Missouri on Saturday, April 3. Kickoff from Hardy Graham Stadium is scheduled for 1 p.m. and will be broadcast on ESPN+.

» UT Martin enters the contest at 2-3 (2-3 OVC) on the season after falling short in its comeback attempt at Tennessee State last week. The Skyhawks rallied to score 17 points in the fourth quarter – scoring two touchdowns and a field goal in the final period – but could not convert a two-point conversion on their final touchdown with less than two minutes to go to tie the contest before ultimately dropping the road contest 26-24.

» The Skyhawks passing offense ranks amongst league leaders in multiple categories including passing yards (242.4, first), touchdowns (nine, second) and completion percentage (57.1%, third). Quarterback John Bachus III has completed 56.9 percent of his attempts for 1,157 yards and nine touchdowns while upping his career total to 31 which ranks seventh in program history. Meanwhile, the receiving trio of Colton Dowell (5.4), Donnell Williams (4.6) and Rodney Williams (4.4) each rank in the top-five in the OVC in receptions per game.

» Defensively, safety Deven Sims ranks third in the OVC with 45 total tackles and 9.0 tackles per game. Meanwhile, linebacker John Ford sits just outside the top-10 in 11th with 32 tackles – averaging 6.4 per game. Defensive end Korbin Harmon ranks in the top-10 in the league with 5.0 tackles for loss on the season after tallying 2.5 last week against Tennessee State while cornerback Jay Woods leads the OVC with seven pass breakups.

» On special teams, UT Martin has blocked five kicks this season to lead the country. The Skyhawks have blocked two PATs, two field goals and a punt in five games this spring.

» Southeast Missouri is 2-4 (2-3 OVC) on the year after picking up a 24-21 win over Tennessee Tech last weekend. The Redhawks jumped out to an early 21-0 lead in the first quarter before clinging to their advantage down the stretch for the narrow victory in their home finale. SEMO now must finish the final two games of the regular season on the road with matchups at UT Martin and Tennessee State.

» Saturday's matchup marks the 36th meeting between the two programs in a series which dates back to 1966. UT Martin holds a narrow 18-17 advantage over Southeast Missouri while boasting a 9-8 mark at home. The Skyhawks have held their own in recent history however, winning 11 of the last 15 meetings.

SERIES HISTORY

UTM leads series 18-17

Last Meeting	Oct. 26, 2019
Game Result	L, 17-10
Streak	SEMO W2
First Meeting	Oct. 8, 1966
UTM vs. SEMO in Martin	9-8
UTM vs. SEMO in Cape Girardeau	9-9
Simpson vs. Southeast Missouri	10-4

2020-21 SCHEDULE/RESULTS

BREAKDOWN	OVERALL RECORD:	2-3
	OVC	2-3
	NON-CONFERENCE	0-0
	HOME	1-1
	AWAY	1-2

FEBRUARY

Date	Day	Opponent	TV	Time (CT)
28	SUN	at Murray State*	ESPN+	L, 14-10

MARCH

Date	Day	Opponent	TV	Time (CT)
7	SUN	EASTERN ILLINOIS*	ESPN+	W, 28-15
14	SUN	JACKSONVILLE STATE*	ESPN+	L, 37-20
21	SUN	at Austin Peay*	ESPN+	W, 37-34
28	SUN	at Tennessee State*	ESPN+	L, 26-24

APRIL

Date	Day	Opponent	TV	Time (CT)
3	SAT	SOUTHEAST MISSOURI*	ESPN+	1 p.m.
11	SUN	TENNESSEE TECH*	ESPN+	3 p.m.

TABLE OF CONTENTS

Quick Facts/Media Info	2
This Week's Opponent/Quick Hits	3-4
Depth Chart	5
Head Coach Jason Simpson	6-7
Roster	8-9
Ohio Valley Conference	10
Sgt. York Trophy	11
Honors/Money Plays	12
Starters/Participation	13
Last Time It Happened	14
Game Highs	15
Season Statistics	16-25
Longest Plays	26
Game-by-Game Recaps	27-29

UNIVERSITY INFORMATION

Location	Martin, Tenn.
Founded	1900; Senior College, 1951
Enrollment	7,117
Nickname	Skyhawks
Colors	Navy Blue & Orange
Stadium	Hardy M. Graham Stadium
Capacity	7,500
Surface	Field Turf
Affiliation	NCAA Division I (FCS)
Conference	Ohio Valley
Chancellor	Dr. Keith Carver
Athletics Director	Kurt McGuffin
Athletics Office	731-881-7660
Assistant AD/SWA	Danelle Fabianich
Ticket Office Phone	731-881-7207

COACHING STAFF

Head Coach	Jason Simpson
Alma Mater	Southern Miss, 1995
Career Record	89-76 (15th)
Record at UT Martin	Same
OVC Record	71-44 (15th)
E-mail	jsimpson@utm.edu

TEAM INFORMATION

2019 Overall Record	7-5
2019 OVC Record/Finish	H: 5-0 A: 2-5 6-2 (3rd)
	H: 4-0 A: 2-2
Basic Offense	Multiple
Basic Defense	3-3-5
Starters Returning/Lost	
Off: 9/5 Def: 5/7 S/T: 0 Total: 14/12	
Players Returning/Lost	
Off: 32 Def: 33 S/T: 4 Total: 69	
Newcomers	
Off: 22 Def: 22 S/T: 0 Total: 44	

PROGRAM HISTORY

First Year of Football	1925
All-Time Record	375-515-20
Division I Record	124-196
OVC Record	85-127
OVC Championships	1 (2006)
FCS Playoff Appearances	1 (2006)

SPORTS INFORMATION

Football Contact	Alex Boggis
Email	dboggis@utm.edu
Office Phone	731-881-7964
Cell Phone	618-357-1536
Press Row Phone	731-881-7694
Mailing Address	1022 Elam Center Martin, Tenn. 38238
Website	www.UTMSports.com



SKYHAWKS IN PRINT








The name of our institution is the **University of Tennessee at Martin** and if abbreviated, should be referred to as **UT Martin**. The University of Tennessee at Martin should be used as the first reference in a news story. UT Martin should be used in subsequent references and UTM is acceptable in headlines.

Tennessee-Martin, UT-Martin, UT or Martin should **NEVER** be used. The description Skyhawks should be used to represent all UT Martin athletic teams. Hawks should never be used.

WEEKLY TEAM/MEDIA SCHEDULE

Monday March 29	Tuesday March 30	Wednesday March 31	Thursday April 1	Friday April 2	Saturday April 3	Sunday April 4
OFF DAY	10:40-10:50 a.m. Coach Jason Simpson Weekly Media Availability 4 p.m. Practice	4 p.m. Practice	4 p.m. Practice	4 p.m. Practice	1 p.m. UT Martin vs. SEMO ESPN+	OFF DAY

SCHEDULE AND RESULTS

DATE	OPPONENT	SITE	TV	RESULT	SERIES	NOTES
FEB. 28	at Murray State RACERS	 Murray, Ky.	ESPN+	L, 14-10	21-38-1	Skyhawks struggled offensively before punching in the team's first touchdown in the final minute on a rainy night which featured a two hour and 17 minute weather delay
MARCH 7	EASTERN ILLINOIS PANTHERS	 Martin, Tenn.	ESPN+	W, 28-15	11-15	UT Martin scored the first 21 points and later won the program's first win in the month of March behind three passing touchdowns and a 50-yard interception return for a touchdown
MARCH 14	JACKSONVILLE STATE GAMECOCKS	 Martin, Tenn.	ESPN+	L, 37-20	8-34	UT Martin jumped out to an early 10-0 lead before allowing Jacksonville State to score 27-0 unanswered points and control the momentum - eliminating the Skyhawk ground attack
MARCH 21	at Austin Peay GOVERNORS	 Clarksville, Tenn.	ESPN+	W, 37-34	40-27-2	UT Martin kicked a 46-yard field goal as time expired by Tyler Larco to post its first win in Clarksville since 2015
MARCH 28	at Tennessee State TIGERS	 Nashville, Tenn.	ESPN+	L, 26-24	12-18	The Skyhawks scored 17 unanswered points in the fourth quarter but could not convert a two-point conversion with less than two minutes to play - falling 26-24
APR. 3	SOUTHEAST MISSOURI REDHAWKS	 Martin, Tenn.	ESPN+	1 p.m.	18-17	
APR. 11	TENNESSEE TECH GOLDEN EAGLES	 Martin, Tenn.	ESPN+	3 p.m.	17-22-2	

MEDIA INFO

SKYHAWK WEEKLY PRESS CONFERENCE

» UT Martin football coach Jason Simpson is available for media every Tuesday during the regular season for a weekly press conference held virtually on Zoom from 10:40-10:50 a.m. For those wishing to interview coach Simpson or members of the Skyhawk football program outside of the press conference, please contact a member of the UT Martin sports information staff in order to set up further accommodations.

POSTGAME AVAILABILITIES

» Skyhawk head coach Jason Simpson and select players will be made available upon request for a postgame virtual interview via zoom at the conclusion of each home game. Reach out to Alex Boggis (dboggis@utm.edu) for login information to the postgame press conference or to request a player. After the contest, a full stat package will be available on UTMSports.com. Space will not be made available following postgame interviews for filing stories.

INTERVIEW POLICIES

» Interviews with players and coaches are encouraged, and every effort will be made to accommodate media requests. In light of the COVID-19 pandemic, interviews will be limited to over the phone or virtually. No In-person interviews will be allowed. Reach out to the sports information office in order to arrange an interview.

GAMEDAY DOCUMENTS/STATS/NOTES/ROSTERS

» Media will not be provided hard copies of roster flipcards, game notes or final statistics. Live stats, courtesy of StatBroadcast can be found at UTMStats.com while previously mentioned documents along with postgame stat books will be available online at www.UTMSports.com/FootballMediaCenter.

PRESS BOX

» Due to of the COVID-19 pandemic, no member of the media will be allowed access to the press box or inside the fence that surrounds the playing field of Hardy M. Graham Stadium at any time during the 2020-21 season. For photography purposes, members of the media may shoot from the stands or outside the black fence/restricted areas that surrounds the playing field. UT Martin Athletics will have a pool photographer present and will provide photos upon request. There is no designated media work area.

CREDENTIALS

» Media credentials are required for all Skyhawk home games and can be obtained through the sports information office. Please notify assistant sports information director Alex Boggis at least 24 hours in advance of home games and at least 72 hours in advance of road games. Passes may be picked up in advance at the Sports Information Office or on game day at the will call window at Hardy M. Graham Stadium. There is no designated media parking lot this season nor a charge for public parking.

SKYHAWK RADIO NETWORK

» The flagship station for Skyhawk football is Thunderbolt Broadcasting with its games broadcast on WCMT 1410 AM, 100.5 FM, 92.7 FM, 96.1 FM, 99.7 FM and 103.3 FM.

SKYHAWK NEWS ONLINE

» A wealth of resources for the UT Martin sports information department can be found at www.UTMSports.com, powered by SIDEARM Sports. The site features updated schedules, rosters, player information, game notes and statistics.

THIS WEEK'S OPPONENT



SOUTHEAST MISSOURI REDHAWKS
(2-3, 2-3 OVC)

RUSHING						
G	Att.	Yds.	Avg.	TD	Yds/G	
Geno Hess	6	108	490	4.5	8	81.7
Zion Custis	5	47	149	3.2	4	29.8
Andrew Bunch	6	41	219	2.3	1	15.8
PASSING						
G	Cmp-Att.	Pct.	Yds	TD	INT	
Andrew Bunch	6	100-177	56.5	1037	5	8
Jacob Buie	1	2-6	33.3	25	0	0
RECEIVING						
G	Rec.	Yds.	Avg.	TD	Yds/G	
Zack Smith	6	34	369	10.9	2	61.5
Johnny King	6	22	275	12.5	2	45.8
Aaron Alston	5	15	185	12.3	0	37.0
DEFENSE						
G	Solo	Asst	Total	TFL	Other	
Lawrence Johnson	6	26	13	39	-	1 INT
Brandon Mincey	6	18	20	38	4.0	1 PBU
Mike Matthews	6	17	17	34	1.5	1 INT

2020-21 SCHEDULE		
Date	Opponent	Time/Result
10/30	at #24 Southern Illinois	L, 20-17
2/28	at Eastern Illinois*	W, 47-7
3/7	MURRAY STATE*	L, 24-21
3/14	AUSTIN PEAY*	L, 49-42 (2OT)
3/21	at #8 Jacksonville State*	L, 21-3
3/28	TENNESSEE TECH*	W, 24-21
4/3	at UT Martin*	1 p.m.
4/11	at Tennessee State*	2:30 p.m.

QUICK HITS

PLAYER TO WATCH



JOHN BACHUS III
107-188 56.9 1157 9
COMP-ATT PERCENT YARDS TDS

Sophomore quarterback **John Bachus III** ranks amongst league leaders in passing yards, touchdowns and completion percentage. Bachus has completed 56.9 percent of his attempts for 1,157 yards and nine touchdowns while upping his career total to 31 which ranks seventh in program history.

BLOCK THAT KICK

» UT Martin's special teams squad group has been impressive this season. So far the Skyhawks have wreaked havoc on opponent kicking games by blocking five kicks to rank first nationally. The Skyhawks blocked PATs in back-to-back games against #10 Jacksonville State (**Korbin Harmon**) and Austin Peay (**Daylan Dotson**). The Skyhawks also blocked field goals against Murray State (**Kameron Bowdry**) and Tennessee State (Chris Hunter) while **AJ Moss** also blocked a punt against Tennessee State.

BACHUS CLIMBS PROGRAM'S CAREER PASSING TOUCHDOWN LEADERBOARD

» Sophomore quarterback **John Bachus III** ranks seventh in program history with 31 career touchdown passes. Bachus currently sits one touchdowns behind Troy Cook for sixth place with 32.

Player	Years	TDS
1. Derek Carr	2008-12	69
2. Jarod Neal	2012-15	53
3. Cade Thompson	2007-09	48
4. Leonard Williams	1990-91	40
5. Brady Wahlberg	2002-05	35
6. Troy Cook	2015-17	32
7. John Bachus III	2018-21	31
8. Leon Reed	1987-88	30
9. Trey Sikes	1984-87	24
10. Jeff McCrone	1995-96	21
Allan Cox	1965-68	21

LARCO NAMED STATS PERFORM FCS NATIONAL SPECIAL TEAMS PLAYER OF THE WEEK

» UT Martin redshirt-freshman **Tyler Larco** was been named Stats Perform FCS National Special Teams Player of the Week after his game-winning performance against Austin Peay on Sunday.
» Larco, a native of Miami, Fla., kicked a 46-yard field goal as time expired to lift UT Martin to a 37-34 road win at Austin Peay. His career-long field goal capped a perfect game in which he also kicked 30- and 41-yarders and converted four PAT attempts. Larco finished with 13 points and is the first Skyhawk to make three field goals in a game since 2017.

FORD TAKES IT TO THE HOUSE

» Junior **John Ford** tallied the first interception of his career against Eastern Illinois and returned it 50 yards for a touchdown. It marked the first pick-six for the Skyhawks since teammate **D'Carrious Stephens** also returned one against Eastern Illinois last season.

SGT. YORK TROPHY SERIES

» UT Martin has played two of three games in the annual Sgt. York Trophy series which pits Tennessee members of the Ohio Valley Conference for state supremacy.
» UT Martin has won or shared the Sgt. York Trophy in seven times in 2010, 2012, 2014, 2015, 2016, 2018 and 2019. The Skyhawks hold a 28-13 all-time record in the series - the best mark of the four Tennessee OVC schools (Austin Peay, Tennessee State and Tennessee Tech).

OVC SUPREMACY

» Since the 2006 season, UT Martin has ranked as one of the best programs in the Ohio Valley Conference after winning just 20 games in the team's first 14 years in the league. The Skyhawks have clinched four winning season in the past seven years while finishing .500 or above in conference play in 13 of the last 14 seasons - including four top-two finishes during the span.

Team	UTM	JSU	EKU	EIU
Total	71-45	89-25	71-38	67-48

ON THIS DAY...

APRIL

3

THE RECORD: 0-0
THE STREAK: 0-0
LAST TIME: N/A

DID YOU KNOW: This is the first season in UT Martin's season that they have played a varsity season in the spring

JASON SIMPSON CHRONICLES

» UT Martin football coach **Jason Simpson** has been a pillar of consistency in the Ohio Valley Conference since taking over the Skyhawk program prior to the 2006 season. Now in his 15th season at the helm of the program, Simpson ranks as the longest tenured coach in the league while ranking first among active OVC coaches with 89 wins - sitting sixth in OVC history.
• In OVC play alone, Simpson has a career mark of 71-45 through 15 seasons, more than doubling the program's 20-win total which stretched through 14 seasons before his tenure. His 71 conference wins rank fourth in OVC history.

Most Wins In OVC History

Coach (Program)	W	L	%
1. Roy Kidd (Eastern Kentucky)	315	123	.715
2. Boots Donnelly (AP/MTSU)	154	94	.620
3. Charles Murphy (MTSU)	117	53	.683
4. Jimmy Feix (WKU)	99	43	.690
5. Bob Spoo (Eastern Illinois)	92	82	.529
6. Jason Simpson (UT Martin)	89	76	.539
7. Don Wade (Tennessee Tech)	81	78	.509
8. Jack Crowe (Jacksonville State)	73	39	.652
9. Wilburn Tucker (Tennessee Tech)	70	66	.514
10. John Grass (Jacksonville State)	65	20	.764

Most Conference Wins In OVC History

Coach (Program)	W	L	%
1. Roy Kidd (Eastern Kentucky)	207	61	.768
2. Boots Donnelly (AP/MTSU)	102	52	.662
3. Charles Murphy (MTSU)	73	26	.733
4. Jason Simpson (UTM)	71	45	.612
5. Bob Spoo (EIU)	68	44	.607
6. Jimmy Feix (WKU)	67	28	.701
7. Don Wade (TTU)	60	52	.534
8. Jack Crowe (JSU)	59	20	.747
9. Dean Hood (EKU/MUR)	49	19	.720
10. Wilburn Tucker (TTU)	49	34	.588

RECORD WHEN...

Overall	2-3
vs. Ohio Valley Conference	2-3
Non-conference record	0-0
Home	1-1
Away	1-2
Day Games	2-3
Night Games	0-0

Offense

When scoring first	2-1
When the opponent scores first	0-2
When leading at halftime	1-0
When trailing at halftime	0-3
When tied at halftime	1-0
When leading after third quarter	1-0
When trailing after third quarter	1-3
When tied after third quarter	0-0
In overtime games	0-0
When scoring less than 20 points	0-1
When scoring 20+ points	2-2
When scoring 30+ points	1-0
When scoring 40+ points	0-0
When allowing less than 20 points	1-1
When allowing 20+ points	1-2
When allowing 30+ points	1-1
When rushing for < 100 yards	2-2
When rushing for 100+ yards	0-1
When rushing for 200+ yards	0-0
When passing for 200+ yards	2-2
When passing for 300+ yards	0-1
When totaling < 300 yds total offense	0-2
When gaining 300+ yds total offense	2-1

Defense

When allowing < 100 yds rushing	1-0
When allowing 100+ yds rushing	1-3
When allowing 200+ yds rushing	0-1
When allowing < 200 yards passing	0-2
When allowing 200+ yards passing	2-1
When allowing 300+ yards passing	1-0
When allowing < 300 yds total offense	0-1
When allowing 300+ yds total offense	2-2

GAME CAPTAINS

UT Martin does not have season captains, but instead has captains for each game, which are listed below.

Murray State

Rodney Williams II

Eastern Illinois

Donnell Williams, D'Carrious Stephens, Marqwell Odom

Jacksonville State

Lamarcus Young, JaQuez Akins, Jay Woods

Austin Peay

Dresser Winn, Korbin Harmon, Cru Birdyshaw

Tennessee State

John Ford, John Bachus III, Devin Sims

Southeast Missouri

-

Tennessee Tech

-

QUICK HITS

NEW SKYHAWKS MAKE THEIR DEBUT

» 13 different players made their UT Martin debut in the season opener against Murray State while Matthan Hatchie (center), Alex Kirton (right guard), Giovanni Davis (jack), Chrisun Jackson (defensive back) and Jay Woods (defensive back) each earned their first career starts. Meanwhile, AJ Moss, Carson Evans, Isaiah Abdullah, Chris Hunter, Tyler Larco, Tanner Snyder, Mitchell Appleton and Richie Grigione III each played their first games in a Skyhawk uniform.

WINN NAMED OVC SPECIALIST OF THE WEEK

» UT Martin punter Dresser Winn was named OVC Specialist of the Week after tallying seven punts for 299 yards, averaging 42.7 yards/punt with a game-long of 58 yards (the longest punt by a Skyhawk since 2017). Three of his punts went for 50 yards or more and three were downed inside the 20-yard line (with zero touchbacks).

SEASON 92

» The 2020-21 campaign is UT Martin's 92nd season of football despite suspending play during Great Depression (1933) and World War II (1942-45). The Skyhawks are in their 29th season at the NCAA Division I Football Championship Subdivision level. UT Martin joined the NCAA Division I ranks in 1992 and compiled an overall record of 124-196 with one Ohio Valley Conference title (2006) and one NCAA Playoff appearance (2006) as a D-I program.

UT MARTIN PICKED TO FINISH THIRD

» The Ohio Valley Conference announced its preseason polls and all-conference performers in conjunction with the league's Football Media Day. UT Martin was picked to finish third in the preseason poll as voted on by the league's head coaches and sports information directors as well as the Preseason Media Poll. The Skyhawks tallied 97 overall points.

1. Austin Peay
2. Jacksonville State
3. UT Martin
4. Southeast Missouri
5. Tennessee Tech
6. Murray State
7. Tennessee State
8. Eastern Illinois

*Eastern Kentucky opted out of OVC play

SUNDAYS IN THE SPRING

» The Conference portion of the 73rd season of Ohio Valley Conference football was postponed to the spring due to the COVID-19 pandemic. This year's spring OVC schedule will include a round-robin format, featuring the eight teams that elected to play competing in seven conference games over an eight-week period (with an open date at the end of the schedule for potential make-up games). Games will be contested on Sundays (with the exception of Easter weekend when the games will be played on Saturday) and start during a 1-3 p.m. window local time.

NCAA DIVISION I PLAYOFF INFORMATION

» The 2020 FCS Playoffs were pushed to the spring. This year's field will be 16 teams (down from 24) and include 10 automatic qualifiers and six at-large selections. The NCAA will announce the selections for a revised 16-team playoff field on Sunday, April 18. The first round is scheduled for the weekend April 24 with the FCS National Championship game to be played on May 16 in Frisco, Texas.

DOWELL PICKS UP NUMEROUS PRESEASON ALL-AMERICAN HONORS

» UT Martin junior wide receiver **Colton Dowell** made the rounds with several preseason All-American honors from various publications. He garnered All-American honors from Stats Perform (first team), HERO Sports (second team) and Phil Steele (second team).

» Dowell used his 2019 campaign to breakout as a spotlight contributor for the Skyhawk offense leading the team with 765 receiving yards while ranking second in receptions (38) and touchdowns (four).

THREE SKYHAWKS NAMED TO HERO SPORTS PRESEASON OVC ALL-CONFERENCE TEAM

» Three Skyhawk football standouts have been named to the Preseason Ohio Valley Conference All-Conference team by HERO Sports. The pair of **Peyton Logan** (running back) and **Colton Dowell** (wide receiver/tight end) garnered offensive honors while **JaQuez Akins** (safety) earned a spot on the defensive squad.

NINE SKYHAWKS EARN SPOT ON PHIL STEELE PRESEASON ALL-OVC LIST

» A total of nine UT Martin football players garnered 10 spots on the annual Phil Steele Preseason All-Ohio Valley Conference teams. The pair of **Peyton Logan** (running back and all-purpose) and **JaQuez Akins** (defensive back) took home first team honors while **Rodney Williams II** (wide receiver), **Colton Dowell** (tight end) and **Austin Pickett** (defensive line) were second team selections. The quartet of **John Bachus III** (quarterback), **Donnell Williams** (wide receiver), **Korbin Harmon** (defensive line) and **D'Carrious Stephens** (linebacker) wrapped up the third team.

FOUR SKYHAWKS NAMED PRESEASON ALL-OVC

» A total of four Skyhawk football standouts were honored by the Ohio Valley Conference as Preseason All-OVC performers by the league's head coaches and sports information directors. » The Skyhawk group includes two players on offense and two on defense. Joining the list is running back Peyton Logan, wide receiver/tight end Colton Dowell, defensive tackle Austin Pickett and safety JaQuez Akins.

SKYHAWK DEPTH CHART



OFFENSE TWO-DEEP

Pos.	No.	Name	Ht.	Wt.	Year
QB	18	John Bachus III	6-2	215	R-So.
	12	Stewart Howell	6-1	200	R-Fr.
RB	23	Peyton Logan	5-8	190	Sr.
	29	Lamaricus Young	5-11	200	R-Sr.
WR	15	Colton Dowell	6-3	215	R-Jr.
	83	Andrew Henley	5-9	165	Fr.
WR	11	Donnell Williams	6-3	205	R-Sr.
	84	Kevin Butler	6-0	180	So.
WR	13	Marqwell Odom	5-8	165	Sr.
	10	Jeremy Horton	5-9	165	R-So.
TE	2	Rodney Williams	6-4	235	R-Sr.
	88	Richie Grigione III	6-5	235	So.
LT	66	Michael Shanahan	6-5	310	R-So.
	70	Cade Richards	6-5	265	Fr.
LG	54	Matthan Hatchie	6-2	310	Jr.
	68	Malcolm Miller	6-3	315	R-Jr.
C	55	Reed Davis	6-3	270	R-Fr.
	62	Josiah Tingley	6-2	290	Fr.
RG	74	Mitchell Appleton	6-5	300	Fr.
	73	Cru Birdyshaw	6-7	325	R-Sr.
RT	79	Gavin Olson	6-4	290	So.
	71	Brandon Floyd	6-4	290	R-Fr.



DEFENSE TWO-DEEP

Pos.	No.	Name	Ht.	Wt.	Year
JACK	24	Jamarius Landers	6-3	245	So.
	91	Giovanni Davis	6-3	250	Fr.
DT	8	Korbin Harmon	6-2	275	R-Sr.
	47	Austin Pickett	6-1	270	R-Sr.
NT	95	Kameron Bowdry	6-2	300	R-So.
	99	Kenyon Davis	6-5	290	R-So.
DE	45	David DuBose	6-3	265	R-Sr.
	92	Daylan Dotson	6-2	280	Fr.
LB	31	D'Carrious Stephens	6-0	225	R-Sr.
	35	Tevin Shipp	6-2	230	R-Fr.
LB	18	John Ford	6-3	230	R-Jr.
	32	Chris Hunter	6-1	240	R-Fr.
DB	7	Chrishun Jackson	6-1	180	R-Fr.
	9	Oshae Baker	5-10	195	Fr.
S	17	JaQuez Akins	5-9	185	Sr.
	22	Wanya Moton	6-1	190	R-Jr.
S	3	Takeem Young	6-1	200	R-Jr.
	12	Carson Evans	6-1	185	R-Fr.
S	30	Deven Sims	6-2	195	R-Jr.
	6	AJ Moss	6-2	170	Fr.
DB	4	Jay Woods	5-9	185	Grad.
	28	Vincent Guy	6-0	180	R-Fr.



SPECIAL TEAMS TWO-DEEP

Pos.	No.	Name	Ht.	Wt.	Year
KO	49	Tyler Larco	5-9	155	R-Fr.
	48	Ryan Clark	5-7	180	R-Sr.
PK	49	Tyler Larco	5-9	155	R-Fr.
	48	Ryan Clark	5-7	180	R-Sr.
H	48	Ryan Clark	5-7	180	R-Sr.
P	3	Dresser Winn	6-3	215	R-Jr.
	49	Tyler Larco	5-9	155	R-Fr.

Pos.	No.	Name	Ht.	Wt.	Year
LS	40	Brock Powers	6-2	230	Jr.
	43	Chris McAbee	6-1	250	R-So.
PR	13	Marqwell Odom	5-8	165	Sr.
	84	Kevin Butler	6-0	180	So.
KR	23	Peyton Logan	5-8	190	Sr.
	29	Lamaricus Young	5-11	200	R-Sr.

OVC TO WEAR NCAA UNITY PATCH



• This season you will see Ohio Valley Conference teams, and other teams around the country, sporting a Unity Patch on uniforms. The patch is part of a Unity Pledge and Logo approved by the NCAA's three divisional Student-Athlete Advisory Committees (SAAC) and the NCAA Board of Governors Student-Athlete Engagement Committee.

• They are symbolic gestures to continue generating stronger unity among the NCAA's 1100-plus schools and nearly 500,000 student-athletes. The logo includes three different colored hands holding one another's wrists inside a circle with "United As One" at the bottom.

BATTLE FOR THE VOLUNTEER STATE

Football has been a storied part of the state of Tennessee's history for decades. Dating back to the 2010 season, UT Martin ranks third in the state - including all Division I universities - in winning percentage at 52.1 percent. The Skyhawks are 17-7 against in-state foes since 2014.

	20-21	2019	2018	2017	2016	2015	2014	2013	2012	2011	2010	Total [%]
Chattanooga	3-2	6-6	6-5	3-8	9-4	9-4	10-4	8-4	6-5	5-6	5-6	70-54 [56.5]
Memphis	8-3	12-2	8-6	10-3	8-5	9-4	10-3	3-9	4-8	2-10	1-11	75-64 [53.9]
UT Martin	2-3	7-5	2-9	6-5	7-5	7-4	5-6	7-5	8-3	5-7	6-5	62-57 [52.1]
Tennessee	3-7	8-5	5-7	4-8	9-4	9-4	7-6	5-7	5-7	6-7	7-5	68-67 [50.3]
Tennessee State	2-3	3-9	4-5	6-5	7-4	4-6	5-6	10-3	8-3	5-6	3-8	57-58 [49.5]
Middle Tennessee	3-6	4-8	8-6	7-6	8-5	7-6	6-6	8-5	8-4	2-10	6-7	67-69 [49.2]
Vanderbilt	0-9	3-9	6-7	5-7	6-7	4-8	3-9	9-4	9-4	6-7	2-10	53-81 [39.5]
ETSU	3-1	3-9	8-4	4-7	5-6	2-9	0-0	0-0	0-0	0-0	0-0	25-36 [40.9]
Tennessee Tech	1-4	7-5	1-10	1-11	5-6	4-7	5-7	5-7	3-8	7-4	5-6	43-76 [37.0]
Austin Peay	3-5	11-4	5-6	8-4	0-11	0-11	1-11	0-12	2-9	3-8	2-9	35-90 [28.0]



STUDENT-ATHLETE ACADEMICS

SKYHAWKS SHATTER GPA RECORD

» For the second straight semester, UT Martin student-athletes shattered a record for Grade Point Average as the Skyhawks combined for a 3.28 GPA for the 2020 fall term.

THE GRADUATES

» Nine players on the 2020-21 UT Martin roster have already received bachelor's degrees:

- Cru Birdyshaw
- Ryan Clark
- Korbin Harmon
- Chris Jackson
- D'Carrious Stephens
- Donnell Williams
- Rodney Williams
- Jay Woods
- Lamaricus Young

OVC COMMISSIONER'S HONOR ROLL

» There were eight UT Martin representatives on the Ohio Valley Conference Commissioner's Honor Roll for the 2019 season, including current team members John Bachus III, Colton Dowell, Korbin Harmon, Gavin Olson and Takeem Young. Team members had to possess at least a 3.25 GPA for the previous school year and use a season of competition to be eligible.

ATHLETIC DIRECTOR'S HONOR ROLL

» The Skyhawk football team was responsible for the most Athletic Director's Honor Roll recipients, placing 45 student-athletes on the prestigious list. Student-athletes earning a spot on the AD Honor Roll had to compiled at least a 3.0 GPA or higher for the fall semester. Football was represented in the fall of 2020 by Mitchell Appleton, John Bachus III, Cru Birdyshaw, Jalon Cole, Reed Davis, Tyler Denson, Daylan Dotson, Colton Dowell, David DuBose, Davin Dyal, Brandon Floyd, John Ford, Greg Forrester, Isaiah Gibbs, Wyatt Gilbert, Kendrick Gillespie, David Green, Greg Gyeenis, Matthan Hatchie, Andrew Henley, Xiere Howard, Antonio Jackson, Chrishun Jackson, Hunter Kendall, Christian LaBreche, Rush Lansdell, Tyler Larco, Chris McAbee, Traquan McNair, Eli Patrick, Austin Pickett, Brock Powers, Anthony Prospere, Campbell Puckett, Bryce Rawls, Cade Richards, Zoe Roberts, James Shephard, Tanner Snyder, CJ Swan, Collin Tatko, Josiah Tingley, Jake Willis, Lamaricus Young, Takeem Young.

SKYHAWKS POST PERFECT GPAs in FALL

» Four UT Martin football players posted perfect semesters in the classroom during an unconventional fall semester. Cru Birdyshaw (exercise science and wellness), David DuBose (criminal justice), Tyler Larco (pre-med) and Takeem Young (pre-med) each posted perfect 4.0 Grade Point Averages during the fall 2020 term.



BY THE NUMBERS

- **Overall:** 89-76 (.539)
- **OVC Play:** 71-45 (.612) | **Non-OVC:** 18-31 (.367)
- **Home:** 51-24 | **Away:** 37-55
- **Conference Championships:** One (2006)
- **Postseason:** One (2006)



SIMPSON AT A GLANCE

Simpson's **88** wins lead all active head coaches in the OVC and marks the most wins in UT Martin history

89

15

In his **15th** season at the helm of the Skyhawks, Jason Simpson is the longest tenured head coach in the OVC

Jason Simpson's 89 career victories rank sixth in OVC history

6th



GET TO KNOW SIMPSON

EDUCATION

- Undergraduate: Southern Miss, 1994

PLAYING CAREER HIGHLIGHTS

- Mississippi State - Football (1990-92)
- Southern Miss - Baseball (1992-94)
- 1993 All-Metro second team selection

CAREER HISTORY

UT MARTIN (2006-PRESENT)

- Head Coach
- 89-76 in 15 seasons
- Won Sgt. York Trophy (10, 12, 14, 15, 16, 18, 19)
- Finished in the top half of the league 11 times
- Posted three runner-up finishes
- OVC Championship (2006)
- OVC Roy Kidd Coach of the Year (2006)
- AFCA Region 3 Coach of the Year (2006)

CHATTANOOGA (2003-05)

- Offensive Coordinator

TEXAS STATE (2000-03)

- Quarterback Coach

BLINN JUNIOR COLLEGE (2000)

- Quarterback Coach / Wide Receivers Coach

JACKSONVILLE STATE (1997-99)

- Quarterback Coach

DELTA STATE (1995)

- Defensive Graduate Assistant

CHAMPIONSHIPS

OVC CHAMPIONSHIP

- 2006

COACHING HONORS

- OVC Coach of the Year (2006)
- Eddie Robinson FCS Coach of the Year Finalist (2006, 2012, 2016)
- AFCA Region 3 Coach of the Year (2006)



HEAD COACH JASON SIMPSON



YEAR-BY-YEAR HEAD COACHING RECORD

YEAR	OVERALL		OVC		FINISH	H	A	POSTSEASON
2006	9-3	.750	6-1	.857	1st	4-1	5-2	FCS Playoffs
2007	4-7	.363	4-4	.500	6th	3-2	1-5	-
2008	8-4	.667	6-2	.750	2nd	4-2	4-2	-
2009	5-6	.454	4-4	.500	4th	4-1	1-5	-
2010	6-5	.545	5-3	.625	4th	4-1	2-4	-
2011	5-6	.454	4-4	.500	5th	4-1	1-5	-
2012	8-3	.727	6-2	.750	2nd	4-1	4-2	-
2013	7-5	.583	5-3	.625	3rd	2-3	5-2	-
2014	6-6	.500	5-3	.625	3rd	3-2	2-4	-
2015	7-4	.636	6-2	.750	3rd	3-2	4-2	-
2016	7-5	.583	6-2	.750	2nd	5-0	2-5	-
2017	6-5	.545	4-4	.500	4th	3-2	3-3	-
2018	2-9	.181	2-6	.250	8th	2-3	0-7	-
2019	7-5	.583	6-2	.750	3rd	5-2	2-5	-
20-21	2-3	.400	2-3	.400	-	1-1	1-2	-
Total	89-76	.539	71-45	.612	-	51-24	37-55	

The longest tenured head football coach in the Ohio Valley Conference is Jason Simpson, who has transformed the University of Tennessee at Martin program into one of the winningest teams in the OVC since his first season in 2006.

In 14 years, Simpson has led UT Martin to an 87-73 record (.543 winning percentage) and a 69-42 mark against OVC opponents (.621 winning percentage). That comes after the program had won 20 OVC games in its first 14 seasons in the league. He also has presided over 94 All-OVC players after the program tallied 33 such players in its first 14 seasons in the OVC.

Simpson's 87 career victories rank sixth in OVC history while his 69 conference wins come in at fourth place.

Three of the program's seven 8-win seasons have come under Simpson, including all three at the Football Championship Subdivision level. He was responsible for the program's first-ever OVC championship team in 2006, as that team ended the season with a national No. 13 ranking after finishing 9-3.

Simpson is a three-time finalist for the Eddie Robinson FCS Coach of the Year Award in 2006, 2012 and 2016 while finishing fourth overall in 2006. He won the OVC's Roy Kidd Coach of the Year award and the American Football Coaches Association Region 3 Coach of the Year accolade in 2006, his debut season at UT Martin.

A total of 15 Skyhawks have been named an All-American under Simpson. Those include Alex Atkins (2006), Don Chapman (2006), Jessie Burton (2006), Josh Yarbrough (2007), Dontrell Miller (2008), Ray Williams (2008), Joe Gibbs (2009), Josh Bey (2009), CJ Estelle (2011), Montori Hughes (2012), Quentin Sims (2012), Jeremy Butler (2013), Ben Johnson (2013), Tony Bell (2013, 2014) and Terry Williams (2019).

In April 2012, Hughes became the 12th UT Martin player and first since 1996 to be selected in the NFL Draft. Hughes was picked by the Indianapolis Colts in the fifth round (139th overall). Since 2011, Gibbs (St. Louis Rams, Green Bay Packers), Sims (Atlanta Falcons, New England Patriots), Derek Carr (New York Giants), Johnson (Kansas City Chiefs), Butler (Baltimore Ravens), DJ

Roberts (Baltimore Ravens), Abou Toure (Indianapolis Colts), Charles Sweeton (Kansas City Chiefs), Bell (Tennessee Titans) and Corey Jordan (Jacksonville Jaguars) have all received opportunities with NFL teams.

Simpson also coached Chapman for two seasons, who became just the 14th Division-I player to rush for 1,000 yards in four consecutive seasons. He was named the program's first-ever OVC Offensive Player of the Year in 2006.

The Skyhawks have won or shared the Sgt. Alvin C. York Trophy - which was established in 2007 and is given annually to the best of the four OVC teams located in Tennessee - seven times. The Skyhawks won the trophy in 2010 and shared it in 2012, 2018 and 2019 while claiming the trophy outright in 2014, 2015 and 2016. UT Martin owns a 27-12 all-time record in the Sgt. York Trophy series, which is the best mark out of the four OVC schools.

UT Martin posted a 7-5 record while going 6-2 in the OVC in 2019 to finish one game out of first place. The Skyhawks went 5-0 at home while ranking amongst OVC leaders in scoring offense (30.5 ppg, second), scoring defense (19.5, first), pass efficiency (144.7, second), pass defense efficiency (111.0, first), punt return average (16.9, first), interceptions (nine, second), sacks (25, first) and turnover margin (+5, first). As a whole, nine Skyhawks garnered 11 postseason honors as the group of Aries Davis, Austin Pickett, TJ Jefferson, JaQuez Akins and Terry Williams earn All-OVC first team honors while Peyton Logan, Colton Dowell and DaVonte Maura picked up second team honors. Freshman quarterback John Bachus III - a finalist for the Jerry Rice Freshman of the Year Award - was named the program's second OVC Freshman of the Year along with All-Newcomer honors.

Prior to accepting his first head coaching job at UT Martin, Simpson was the offensive coordinator at the University of Tennessee at Chattanooga. He was instrumental in the resurgence of the UTC football program. In 2005, Chattanooga posted a 6-5 campaign, the school's first winning season since 1997.

Before Chattanooga, Simpson coached at Texas State University, a member of the Southland Football League. He coached quarterbacks, receivers and served as the team's recruiting coordinator. In 2000, Texas State posted a 7-4 record, the school's first winning season in 10 years.

Simpson served as an assistant coach from 1997-1999 at Jacksonville State University. He coached quarterbacks and was the team's passing game coordinator. He also coached receivers and served as an assistant special teams coordinator. He was a member of the Jacksonville State staff responsible for the third best turnaround in Division I football for the 1997 and 1998 seasons.

An Ellisville, Miss. native, Simpson signed as a quarterback with Mississippi State and played for two seasons for the Bulldogs. He also played baseball for Ron Polk at Mississippi State before transferring to Southern Miss in 1992. At Southern Miss, Simpson was a two-time all-conference selection in baseball and was team captain his senior season.

After earning a bachelor's degree in 1994 from Southern Miss, he spent the next year as a graduate assistant football coach at Delta State, where he coached defensive backs. In the spring of 1995, Simpson served as an assistant football and head baseball coach at Collins High School in Mississippi.

Simpson and his wife, the former Julie Wilkerson, have two sons and a daughter: Ty, Emma and Graham. The family lives in Martin and attends First Baptist Church.

SIMPSON VS. ALL OPPONENTS

Arkansas.....	0-1
Auburn.....	0-1
Austin Peay.....	12-3
Baker.....	1-0
Bethel.....	1-0
Boise State.....	0-1
Central Arkansas.....	1-2
Chattanooga.....	2-1
Cincinnati.....	0-1
Clarion.....	1-0
Concordia.....	1-0
Cumberland.....	1-0
Eastern Illinois.....	10-4
Eastern Kentucky.....	5-8
Florida.....	0-1
Gardner-Webb.....	1-0
Georgia State.....	0-1
Hawaii.....	0-1
Iowa Wesleyan.....	1-0
Jacksonville State.....	4-11
Kentucky.....	0-2
Lambuth.....	1-0
Memphis.....	1-2
Middle Tennessee.....	0-1
Mississippi State.....	0-2
Missouri.....	0-1
Missouri State.....	0-2
Murray State.....	11-4
Northern Illinois.....	0-1
Northwestern State.....	1-0
Ohio.....	0-1
Ole Miss.....	0-2
Samford.....	2-0
South Alabama.....	0-1
South Florida.....	0-1
Southeast Missouri.....	10-4
Southeastern Louisiana.....	1-1
Southern Illinois.....	0-2
Southern Miss.....	0-1
Tennessee.....	0-1
Tennessee State.....	8-6
Tennessee Tech.....	10-4
Union College.....	1-0
Urbana.....	1-0
Total.....	89-76

SKYHAWK ASSISTANT COACHES



CHRIS POLIZZI
Asst. Head Coach
Defensive Coordinator
Third Year



KEVIN BANNON
Offensive Coordinator
Offensive Line
Ninth Year



MATT JONES
Off. Run-Game Coordinator
Tight Ends & Tackles
Second Year



SEAN FISHER
Running Backs
Co-Special Teams / Recruiting
Second Year



JAY MACINTYRE
Wide Receivers
First Year



GEORGE FRAZIER
Defensive Line
First Year



BRANDON BUTCHER
Linebackers
First Year



DEVONTE HOWARD
Offensive Graduate Assistant
Second Year



ANTONIO CLIFTON
Defensive Graduate Assistant
Rovers
Second Year



TJ JEFFERSON
Defensive Graduate Assistant
Asst. Defensive Line
First Year

SIMPSON'S RECORD WHEN...

Home Record:.....	51-24
Road Record:.....	37-55
OVC Overall:.....	71-45
OVC Home:.....	33-20
OVC Road:.....	34-26
Ranked opponents:.....	10-22
Record in August:.....	3-2
Record in September:.....	27-30
Record in October:.....	33-22
Record in November:.....	24-19
Record in February:.....	0-1
Record in March:.....	2-2
Record in April:.....	0-0
Scoring First.....	64-22
Leading at half:.....	71-15
Trailing at half:.....	13-55
Tied at half:.....	6-4
Scores <20 Points:.....	13-37
Scores >20 Points:.....	75-40
Scores 30+ Points:.....	55-15
Scores 40+ Points:.....	29-3
Opponent Scores <20 Points:.....	54-8
Opponent Scores >20 Points:.....	35-68
Opponent Scores 30+ Points:.....	15-50
Opponent Scores 40+ Points:.....	3-27
Overtime record:.....	0-5
Record after a loss:.....	44-23
Longest winning streak:.....	8 (2006)
Longest losing streak:.....	6 (2007)

ALPHABETICAL ROSTER

No.	Name	Pos.
25	Isaiah Abdullah	LB
17	Jaquez Akins	S
16	Alexander Andre	DB
	Eyabi Anoma	DL
70	Mitchell Appleton	OL
18	John Bachus III	QB
9	Osha Baker	DB
73	Cru Birdyshaw	OL
26	Dazerius Bohanna	DB
95	Kameron Bowdry	DL
	Ethan Boyd	OL
	Jalen Bracey	WR
84	Kevin Butler	WR
	Jerry Chandler	WR
48	Ryan Clark	K
38	Jermaine Cooley	LB
91	Giovanni Davis	DL
99	Kenyon Davis	DL
55	Reed Davis	OL
34	Kareem Dinzey	DB
92	Daylan Dotson	DL
15	Colton Dowell	WR/TE
45	David DuBose	DL
12	Carson Evans	S
14	Trey Fisher	QB
71	Brandon Floyd	OL
41	John Ford	LB
72	Greg Forrester	OL
37	Isaiah Gibbs	RB
5	Jaden Gibbs	WR
46	Wyatt Gilbert	RB
	Kendrick Gillespie	RB
97	David Green	DL
88	Richie Griglion III	TE
	Steve Guy	S
28	Vincent Guy	DB
	Greg Gyenis	OL
8	Korbin Harmon	DE
54	Matthan Hatchie	OL
83	Andrew Henley	WR
51	Kareem Hobbs	LB
	Kendarius Holliman	DB
	Cam'Ron Hopkins	RB
10	Jeremy Horton	WR
39	Xiere Howard	LB
	Xon Howard	DB
12	Stewart Howell	QB
32	Chris Hunter	LB
27	Antonio Jackson	DB
76	Chris Jackson	OL
7	Chrishun Jackson	DB
97	Lenon James, Jr.	DL
	Larry Johnson	DL
	Hunter Kendall	RB
65	Alex Kirton	OL
24	Jamarius Landers	DL
49	Tyler Larco	K
89	Deray Lawrence	WR
23	Peyton Logan	RB
19	Jack Lucas	DB
43	Chris McAbee	LS
16	Tamel McCall	DB
63	Shane McGroarty	OL
98	Traquan McNair	DL
68	Malcolm Miller	OL
41	TJ Minnifee	DL
	Lamar Morgan	OL
6	AJ Moss	DB

NUMERICAL ROSTER

No.	Name	Pos.	Ht.	Wt.	Yr.	Hometown (Previous School)
2	Rodney Williams II	WR/TE	6-4	235	R-Sr.	Memphis, Tenn. (Germantown HS)
3	Dresser Winn	QB/P	6-3	215	R-Jr.	Dresden, Tenn. (Dresden HS)
3	Takeem Young	S	6-1	200	R-Jr.	Greeneville, Tenn. (Greeneville HS)
4	Jay Woods	DB	5-9	185	Grad.	Pinson, Ala. (South Alabama)
5	Jaden Gibbs	WR	6-4	185	R-Fr.	Knoxville, Tenn. (Farragut HS)
6	AJ Moss	DB	6-2	170	Fr.	Tampa, Fla. (Bloomingdale HS)
7	Chrishun Jackson	DB	6-0	180	R-Jr.	Tunica, Miss. (Northeast Mississippi CC)
8	Korbin Harmon	DE	6-5	275	R-Sr.	Oxford, Miss. (Pearl River CC)
9	Osha Baker	DB	5-10	195	Fr.	Sanford, Fla. (Seminole HS)
10	Jeremy Horton	WR	5-9	165	R-So.	Bonaire, Ga. (Veterans HS)
11	Donnell Williams	WR	6-3	205	R-Sr.	St. Louis, Mo. (Gateway Tech HS)
12	Carson Evans	S	6-1	185	R-Fr.	Memphis, Tenn. (First Assembly Christian)
12	Stewart Howell	QB	6-1	200	R-Fr.	Knoxville, Tenn. (Christian Academy of Knoxville)
13	Marqwell Odom	WR	5-8	165	Sr.	Murfreesboro, Tenn. (Independence CC)
14	Trey Fisher	QB	5-11	180	Fr.	Tallahassee, Fla. (Godby HS)
15	Colton Dowell	WR/TE	6-3	215	R-Jr.	Lebanon, Tenn. (Wilson Central HS)
16	Alexander Andre	DB	5-11	175	Fr.	Orlando, Fla. (Bishop Moore HS)
17	Jaquez Akins	S	5-9	185	Sr.	Starkville, Miss. (East Mississippi CC)
18	John Bachus III	QB	6-2	215	R-So.	Pulaski, Tenn. (Giles County HS)
18	John Ford	LB	6-3	230	R-Jr.	Nashville, Tenn. (John Overton HS)
19	Jack Lucas	DB	6-0	180	R-Fr.	Louisville, Ky. (Louisville Male)
20	Anthony Prospere	DB	6-0	195	Fr.	Deerfield Beach, Fla. (Deerfield Beach HS)
21	Zak Wallace	RB	5-11	215	R-Fr.	Benton, Ark. (Benton HS)
22	Wanya Moton	DB	6-1	190	R-Jr.	Murfreesboro, Tenn. (Oakland HS)
23	Peyton Logan	RB	5-8	190	Sr.	Horn Lake, Miss. (Horn Lake HS)
24	Jamarius Landers	DL	6-3	245	So.	Deerfield Beach, Fla. (Deerfield Beach HS)
25	Isaiah Abdullah	LB	6-3	220	R-Fr.	Los Angeles, Calif. (Wyoming)
26	Dazerius Bohanna	DB	5-11	165	R-Jr.	Cordova, Tenn. (Arkansas - Monticello)
27	Antonio Jackson	DB	6-1	185	Fr.	Bessemer, Ala. (Hueytown HS)
28	Vincent Guy	DB	6-0	180	R-Fr.	Memphis, Tenn. (Whitehaven HS)
29	Lamarcus Young	RB	5-11	200	R-Sr.	Bartlett, Tenn. (Bartlett HS)
30	Deven Sims	S	6-2	200	R-Jr.	Smyrna, Tenn. (Smyrna HS)
31	D'Carrious Stephens	LB	6-0	225	R-Sr.	Union City, Tenn. (Union City HS)
32	Chris Hunter	LB	6-1	240	R-Fr.	Knoxville, Tenn. (Army Prep)
34	Kareem Dinzey	DB	6-1	175	Fr.	Kissimmee, Fla. (Tohopekaliga HS)
35	Tevin Shipp	LB	6-2	230	R-Fr.	Smyrna, Tenn. (Smyrna HS)
36	Shamari Weir	LB	6-0	220	Fr.	Coconut Creek, Fla. (Coconut Creek HS)
37	Isaiah Gibbs	RB	5-9	185	R-Fr.	Knoxville, Tenn. (Farragut HS)
38	Jermaine Cooley	DL	6-2	240	So.	Dublin, Ga. (Dublin HS)
39	Xiere Howard	LB	6-1	195	Fr.	Brentwood, Tenn. (Brentwood HS)
40	Brock Powers	LS	6-2	230	Jr.	Cornersville, Tenn. (Cornersville HS)
41	TJ Minnifee	DL	6-3	250	R-Jr.	Nashville, Tenn. (Tennessee)
42	CJ Swan	LB	6-0	225	R-Fr.	Marietta, Ga. (Marietta HS)
43	Chris McAbee	LS	6-1	250	R-So.	Kingston, Tenn. (Roane County HS)
44	Malik Smith	LB	6-2	235	Fr.	Muscle Shoals, Ala. (Muscle Shoals HS)
45	David DuBose	DL	6-3	265	R-Sr.	Huntsville, Ala. (Columbia HS)
46	Wyatt Gilbert	RB	5-11	180	Fr.	Fairfield, Ill. (Fairfield HS)
47	Austin Pickett	DL	6-1	270	R-Sr.	Lake Minneola, Fla. (Lake Minneola HS)
48	Ryan Clark	K/P	5-7	180	R-Sr.	Nashville, Tenn. (Franklin Road Academy)
49	Tyler Larco	K/P	5-9	155	R-Fr.	Miami, Fla. (Miami Palmetto)
51	Kareem Hobbs	LB	6-0	225	R-Fr.	Marietta, Ga. (Marietta HS)
54	Matthan Hatchie	OL	6-2	310	Jr.	Haleiwa, Hawaii (Garden City CC)
55	Reed Davis	OL	6-3	270	R-Fr.	Booneville, Miss. (Booneville HS)
62	Josiah Tingley	OL	6-2	290	Fr.	Cordova, Tenn. (Evangelical Christian HS)
63	Shane McGroarty	OL	6-4	310	R-So.	St. Louis, Mo. (Mehlville HS)
65	Alex Kirton	OL	6-0	320	So.	West Des Moines, Iowa (Iowa Western CC)
66	Michael Shanahan	OL	6-5	310	R-So.	Orlando, Fla. (First Academy HS)
67	Matthew Needham	OL	6-6	315	R-Fr.	Germantown, Tenn. (Houston HS)
68	Malcolm Miller	OL	6-3	315	R-Jr.	Vicksburg, Miss. (Jones County JC)
70/87	Cade Richards	OL	6-5	265	Fr.	Clearwater, Fla. (Clearwater Central Catholic)
71	Brandon Floyd	OL	6-4	290	R-Fr.	Festus, Mo. (Jefferson HS)
72	Greg Forrester	OL	6-3	275	Fr.	Florence, Ala. (Florence HS)
73	Cru Birdyshaw	OL	6-7	325	R-Sr.	Jasper, Ala. (Jones County JC)
74	Mitchell Appleton	OL	6-5	300	Fr.	De Soto, Mo. (De Soto HS)
76	Chris Jackson	OL	6-9	330	R-Sr.	Lexington, Ky. (Lexington Catholic HS)
79	Gavin Olson	OL	6-4	290	So.	Memphis, Tenn. (Memphis Harding Academy)
80	Zoe Roberts	WR	5-11	185	Fr.	Perry, Fla. (Taylor County HS)
83	Andrew Henley	WR	5-9	165	Fr.	Miami, Fla. (Hallandale HS)

NUMERICAL ROSTER

No.	Name	Pos.	Ht.	Wt.	Yr.	Hometown (Previous School)
84	Kevin Butler	WR	6-0	180	So.	Miami, Fla. (Booker T. Washington HS)
86	Tanner Snyder	TE	6-3	245	Fr.	Tiptonville, Tenn. (Lake County HS)
88	Richie Griglione III	TE	6-5	235	So.	Truro, Iowa (Iowa Western CC)
89	Deray Lawrence	WR	5-7	130	R-So.	Germantown, Tenn. (Germantown HS)
90	Tyson Strickland	DL	6-2	270	Fr.	Cordova, Tenn. (Tennessee Valley Prep)
91	Giovanni Davis	DL	6-3	250	Fr.	Miami Gardens, Fla. (Dr. Krop HS)
92	Daylan Dotson	DL	6-2	280	Fr.	Savannah, Ga. (Jenkins HS)
95	Kameron Bowdry	DL	6-2	300	R-So.	St. Louis, Mo. (St. Louis University HS)
97	Lenon James, Jr.	DL	6-1	275	Fr.	Memphis, Tenn. (Memphis Central HS)
98	Traquan McNair	DL	6-1	320	R-Fr.	DeLand, Fla. (DeLand HS)
99	Kenyon Davis	DL	6-5	290	R-So.	Columbia, Tenn. (Columbia Central HS)
	Eyabi Anoma	DL	6-4	235	R-So.	Baltimore, Md. (Houston)
	Ethan Boyd	OL	6-5	295	So.	Crystal Springs, Miss. (Hinds CC)
	Jalen Bracey	WR	5-9	185	So.	Jackson, Miss. (Mississippi Gulf Coast CC)
	Jerry Chandler	WR	5-10	170	Fr.	De Soto, Mo. (De Soto HS)
	Will Crabtree	LB	6-0	205	Fr.	Hendersonville, Tenn. (Beech HS)
	Kendrick Gillespie	RB	5-7	190	R-So.	Memphis, Tenn. (Lane College)
	David Green	DL	6-3	255	Fr.	Fort Pierce, Fla. (Centennial HS)
	Steve Guy	S	5-11	170	Fr.	Memphis, Tenn. (Southwind HS)
	Greg Gyenis	OL	6-3	305	Fr.	Tampa, Fla. (Jesuit HS)
	Kendarius Holliman	DB	5-9	165	R-So.	Jackson, Tenn. (Liberty Tech HS)
	Cam'Ron Hopkins	RB	5-4	180	Jr.	Dyersburg, Tenn. (Bethel)
	Xon Howard	DB	5-5	140	Sr.	Brentwood, Tenn. (Brentwood HS)
	Hunter Kendall	RB	5-11	210	Fr.	Memphis, Tenn. (Memphis University School)
	Larry Johnson	DL	6-0	275	Fr.	Davie, Fla. (Western HS)
	Tamel McCall	DB	6-0	175	R-So.	Riverview, Fla. (Riverview HS)
	Lamar Morgan	OL	6-5	305	So.	Decatur, Miss. (East Central CC)
	Gerard Nesbitt	QB	6-3	240	Fr.	Plantation, Fla. (Plantation HS)
	Kobe Okeke	LB	6-1	220	Fr.	Smyrna, Tenn. (Birmingham Sports Academy)
	Erin Parker	TE	6-3	230	Fr.	Memphis, Tenn. (Memphis Central HS)
	Eli Patrick	OL	6-0	225	Fr.	Covington, Tenn. (Covington HS)
	Campbell Puckett	OL	6-2	280	Fr.	Tiptonville, Tenn. (Lake County HS)
	Bryce Rawls	RB	5-10	215	Fr.	Nashville, Tenn. (Davidson Academy)
	James Shephard	WR	6-2	210	Fr.	West Memphis, Ark. (West Memphis HS)
	Tyler Shorter	DB	6-0	165	R-Fr.	Sardis, Miss. (North Panola HS)
	Jake Willis	LB	6-0	225	Fr.	Newbern, Tenn. (Dyer County HS)
	Aron Whittle	WR	5-9	180	Fr.	Newbern, Tenn. (Dyer County HS)
	Drake Yates	WR	5-9	170	So.	Dresden, Tenn. (Bethel)

ALPHABETICAL ROSTER

No.	Name	Pos.
22	Wanya Moton	DB
67	Matthew Needham	OL
	Gerard Nesbitt	QB
13	Marqwell Odom	WR
	Kobe Okeke	LB
79	Gavin Olson	OL
	Erin Parker	TE
	Eli Patrick	OL
47	Austin Pickett	DL
40	Brock Powers	LS
20	Anthony Prospere	DB
	Campbell Puckett	OL
	Bryce Rawls	RB
70/87	Cade Richards	OL
80	Zoe Roberts	WR
66	Michael Shanahan	OL
	James Shephard	WR
35	Tevin Shipp	LB
	Tyler Shorter	DB
30	Deven Sims	S
44	Malik Smith	LB
86	Tanner Snyder	TE
31	D'Carrious Stephens	LB
90	Tyson Strickland	DL
42	CJ Swan	LB
62	Josiah Tingley	OL
21	Zak Wallace	RB
36	Shamari Weir	LB
	Aron Whittle	WR
11	Donnell Williams	WR
2	Rodney Williams II	WR
	Jake Willis	LB
3	Dresser Winn	QB
4	Jay Woods	DB
	Drake Yates	WR
29	Lamarcus Young	RB
3	Takeem Young	S

FOOTBALL STAFF

Coaching Staff

Head Coach: Jason Simpson Southern Miss, 1995	15th season
Asst. Head Coach/Defensive Coordinator/Safeties: Chris Polizzi Lake Forest, 2005	Third season
Offensive Coordinator/Offensive Line: Kevin Bannon UT Martin, 2009	Nine season
Run-Game Coordinator/Tight Ends & Tackles: Matt Jones Eastern Illinois, 2008	Second season
Special Teams Coordinator/Running Backs/Recruiting Coordinator: Sean Fisher Mount Union, 2008	Second season
Wide Receivers Coach: Jay MacIntyre Colorado, 2018	First season
Defensive Line: George Frazier Colorado, 2016	First season
Linebackers: Brandon Butcher Coastal Carolina, 2014	First season

Graduate Assistants

Offensive Graduate Assistant: Devonte Howard UT Martin, 2018	Second season
Defensive Graduate Assistant/Rovers: Antonio Clifton UT Martin, 2019	Second season
Defensive Graduate Assistant/Asst. Defensive Line: TJ Jefferson UT Martin, 2019	First season

Support Staff

Director of Football Operations: Chris Bell	Fifth season
Equipment Manager: Houston Downey	Second season
Interim Head Coach for Strength and Conditioning: Tony Lester	Ninth season

PRONUNCIATION GUIDE

Isaiah Abdullah(Ab-dual-uh)
Ja'Quez Akins(Jah-Qwezz Ache-inns)
John Bachus III(Back-us)
Oshae Baker(Oh-shay)
Cru Birdyshaw(Bird-ee-shaw)
Dazerius Bohanna(Duh-zair-ee-us Bow-hannah)
Kameron Bowdry(Bow *like wow*-dree)
Giovanni Davis(Gee-oh-vhon-ee)
Kenyon Davis(Ken-yawn-tay)
David DeBose(Dew-Bows)
Kareem Dinzey(Kuh-reem)
Jaden Gibbs(Jay-den)
Kendrick Gillespie(Gill-esp-y)
Richie Griglione III(Grig-lee-owe-knee)
Matthan Hatchie(Math-an Hatch-ee)
Xiere Howard(Zi-ear)
Alex Kirton(Kurt-on)
Jamarius Landers(Juh-mar-ee-us)
Shane McGroarty(Mc-grow-are-tee)
Traquan McNair(Trey-qwuan)
Chrishun Jackson(Cree-shun)
TJ Minnifee(Min-ee-fee)
Wanya Moton(Juan-Yay Mo-tawn)
Marqwell Odom(Marr-kwell)
D'Carrious Stephens(Dee-Care-ee-us)
Shamari Weir(Shuh-mar-ee Wee'r)
Takeem Young(Tuh-kheem)

OHIO VALLEY CONFERENCE



OVC WEEKLY AWARDS

OVC OFFENSIVE PLAYER OF THE WEEK

Date	Player	Team
Feb. 23	David Gist	Tennessee Tech
March 2	Brian Snead	Austin Peay
March 9	Zion Webb	Jacksonville State
March 16	Draylen Ellis	Austin Peay
March 23	Draylen Ellis	Austin Peay
March 30	Zack Smith	Southeast Missouri
April 6	-	-
April 13	-	-
April 20	-	-

OVC DEFENSIVE PLAYER OF THE WEEK

Date	Player	Team
Feb. 23	Seth Carlisle	Tennessee Tech
March 2	Jack McDonald	Austin Peay
	Nicario Harper	Jacksonville State
March 9	Marcis Floyd	Murray State
March 16	Elijah Culp	Austin Peay
	Eric Samuta	Murray State
March 23	Jason Johnson	Eastern Illinois
March 30	Kam Ruffin	Austin Peay
April 6	-	-
April 13	-	-
April 20	-	-

OVC SPECIALIST OF THE WEEK

Date	Player	Team
Feb. 23	Hayden Olsen	Tennessee Tech
March 2	Dresser Winn	UT Martin
March 9	Antonio Zita	Tennessee State
March 16	Antonio Zita	Tennessee State
March 23	Tyler Larco	UT Martin
March 30	Aaron Baum	Murray State
April 6	-	-
April 13	-	-
April 20	-	-

OVC NEWCOMER OF THE WEEK

Date	Player	Team
Feb. 23	Draylen Ellis	Austin Peay
March 2	Brian Snead	Austin Peay
March 9	Damonta Witherspoon	Murray State
March 16	Draylen Ellis	Austin Peay
March 23	Draylen Ellis	Austin Peay
March 30	Jordan Smith	Eastern Illinois
	Devon Starling	Tennessee State
April 6	-	-
April 13	-	-
April 20	-	-



OVC PREDICTED ORDER

Predicted Order of Finish

1.	Austin Peay	128
2.	Jacksonville State	102
3.	UT Martin	97
4.	Southeast Missouri	90
5.	Eastern Kentucky*	83
6.	Tennessee Tech	57
7.	Murray State	35
8.	Tennessee State	33
9.	Eastern Illinois	23

*Eastern Kentucky opted out of OVC play



OVC STANDINGS

SCHOOL	CONF	OVERALL	PCT.	HOME	AWAY	NEUTRAL	STREAK
Murray State	5-0	5-0	1.000	3-0	2-0	0-0	W5
Jacksonville State	4-1	7-2	0.778	3-1	4-1	0-0	L1
Austin Peay	3-2	3-5	0.375	1-1	2-3	0-1	W1
Tennessee State	2-3	2-3	0.400	2-1	0-2	0-0	W1
UT Martin	2-3	2-3	0.400	1-1	1-2	0-0	L1
Southeast Missouri	2-3	2-4	0.333	1-2	1-2	0-0	W1
Eastern Illinois	1-4	1-4	0.200	1-1	0-3	0-0	L1
Tennessee Tech	1-4	1-4	0.200	1-1	0-3	0-0	L4
Eastern Kentucky	0-0	3-6	0.333	2-2	1-4	0-0	W1



OVC SCHEDULE AT A GLANCE

Saturday, April 3

#12 Jacksonville State at Eastern Illinois*	ESPN+	1 p.m.
Southeast Missouri at UT Martin*	ESPN+	1 p.m.
Tennessee State at Tennessee Tech*	ESPN+	1:30 p.m.
#13 Murray State at Austin Peay*	ESPN+	2 p.m.



PRESEASON ALL-OVC

Preseason Offensive Player of the Year
DeAngelo Wilson (WR), Austin Peay

Preseason Defensive Player of the Year
Kordell Jackson (NB), Austin Peay

Offense

QB - Zerrick Cooper, Jacksonville State
QB - Bailey Fisher, Tennessee Tech
RB - Peyton Logan, UT Martin
RB - Alonzo Booth, Eastern Kentucky
FB - David Dyal, UT Martin*
WR - DeAngelo Wilson, Austin Peay
WR - Baniko Harley, Austin Peay
WR - LaMarte Brooks, Murray State
WR - Aaron Alston, Southeast Missouri
WR - Isaiah Hill, Eastern Illinois.
TE/WR - Colton Dowell, UT Martin
TE - Trae Barry, Jacksonville State
OL - Blake Mitchell, Austin Peay
OL - Aries Davis, UT Martin*
OL - Tucker Schroeder, Eastern Kentucky
OL - Mike Rhoades, Tennessee Tech
OL - Graham Ashkettle, Eastern Kentucky
OL - Michael Shaddix, Jacksonville State
OL - Cam Durley, Tennessee State
OL - JaChai Baker, Southeast Missouri

Defense

DE - Chris Tucker, Tennessee Tech
DT - Josephus Smith, Austin Peay
DT - John Wesley Whiteside, Austin Peay
DT - Austin Pickett, UT Martin
DE - DJ Coleman, Jacksonville State
OLB - Dytarius Johnson, Eastern Illinois
ILB - Anthony Koclanakis, Murray State
ILB - Zack Woodard, Jacksonville State
ILB - Jack McDonald, Austin Peay
OLB - Tai Carter, Tennessee Tech
CB - Nick Harper Jr., Tennessee State
CB - Yul Gowdy, Jacksonville State
S - JaQuez Akins, UT Martin
S - Bydarrus Knighten, Southeast Missouri
NB - Kordell Jackson, Austin Peay


Specialists

K - Kendrick Tiller, Southeast Missouri
P - Kaleb Mosley, Tennessee State
KR - Metrius Fleming, Tennessee Tech
PR - Malik Honeycutt, Murray State



OVC IN THE POLLS (STATS/FCS COACHES) WEEK-BY-WEEK

	AP	EIU	EKU	JSU	MUR	SEMO	TSU	TTU	UTM
AUG. 25	13	-	RV	RV	-	25/-	-	-	-
FEB. 22	RV/-	-	-	16/-	-	21/-	-	23/-	RV/-
MARCH 1	RV/-	-	-	10/-	-	16/-	-	RV/-	-
MARCH 8	RV/-	-	-	10/-	RV/-	RV/-	-	-	-
MARCH 15	RV/RV	-	-	8/8	25/24	-	-	-	-
MARCH 22	-	-	-	7/7	19/17	-	-	-	-
MARCH 29	RV/-	-	-	12/12	14/13	-	-	-	-
APRIL 5	-	-	-	-	-	-	-	-	-
APRIL 12	-	-	-	-	-	-	-	-	-
APRIL 19	-	-	-	-	-	-	-	-	-
FINAL	-	-	-	-	-	-	-	-	-



SGT. YORK TROPHY WINNERS

2007 - Tennessee State*, Austin Peay
 2008 - Tennessee State
 2009 - Tennessee Tech
 2010 - UT Martin
 2011 - Tennessee State*, Tennessee Tech
 2012 - Tennessee State*, UT Martin
 2013 - Tennessee State
 2014 - UT Martin
 2015 - UT Martin
 2016 - UT Martin*, Tennessee State, Tennessee Tech
 2017 - Austin Peay
 2018 - Austin Peay*, Tennessee State, UT Martin
 2019 - Austin Peay*, Tennessee State, UT Martin

*Took home the trophy due to winning the tiebreaker

SGT. YORK TROPHY CONTESTS

2019

Oct. 12 **UT Martin 55**, at Tennessee Tech 14
 Oct. 19 at Tennessee State 26, Austin Peay 24
 Oct. 26 Austin Peay 58, at Tennessee Tech 21
 Nov. 9 at Austin Peay 38, **UT Martin 24**
 Nov. 16 at **UT Martin 28**, Tennessee State 17
 Nov. 23 Tennessee State 37, at Tennessee Tech 27

2020-21

Feb. 21 at Tennessee Tech 27, Austin Peay 21
 Feb. 28 at Austin Peay 27, Tennessee State 20
 March 21 **UT Martin 37** at Austin Peay 34
 March 28 at Tennessee State 26, **UT Martin 24**
 April 3 Tennessee State at Tennessee Tech
 April 11 Tennessee Tech at **UT Martin**

In July 2007, the Nashville Sports Council and the Ohio Valley Conference announced the creation of the Sergeant York Trophy which goes to the winner of the quadrangular season football series between the four Ohio Valley Conference football-playing schools located in the state of Tennessee – Austin Peay State University, Tennessee State University, Tennessee Technological University and the University of Tennessee at Martin.

In 2014 Delta Dental of Tennessee became the presenting sponsor of the Trophy and was joined by Farm Bureau Health Plans in 2019.

The award is only the second traveling trophy that involves more than two teams in college sports; the other is the Commander in Chief's Trophy which has been contested between Air Force, Army and Navy annually since 1972.

The award is named in honor of Alvin C. York, the most noted Soldier of World War I. As a corporal in the 2nd battalion, 328th Infantry, in the Battle of the Meuse River-Argonne (Oct. 8, 1918), York and seven other soldiers captured 132 prisoners, was promoted to sergeant and received the Distinguished Service Cross, the French Croix de Guerre, the French Legion of Honor, the Croce di Guerra of Italy and the War Medal of Montenegro. Upon his return to the United States in 1919, he was bestowed the Congressional Medal of Honor.

Following the war York returned his home in Pall Mall, Tenn. (located in north central Tennessee, 55 miles northeast of Cookeville) where he dedicated his life to improving education and facilitating educational opportunities for children in the state of Tennessee. In 1927 he established the Alvin C. York Institute after spending several years raising money for the school which opened as a private institution. That school was established, in part, to provide educational opportunities denied to the boys and girls of Fentress County. In 1937, the Institute became a state special school after an appeal to the Tennessee State Legislature. The school, located in Jamestown, Tenn., is still in operation today.

York died on Sept. 2, 1964 and the foundation which he helped establish in 1920 – The Sergeant York Patriotic Foundation – was dormant for many years. The Foundation was re-established by Lipscomb Davis, Jr. in 1992 and is currently run by Sgt. York's grandson Gerald (U.S. Army Colonel, Retired). York's papers are archived by Michael E. Birdwell, Ph.D., who is an associate professor of history at Tennessee Technological University, one of the four institutions that will compete for the yearly honor.

After the completion of the football season, the Sergeant York Trophy is awarded to the institution with the best head-to-head record in the match-ups with their fellow Tennessee schools. In the event of a tie, the award is shared; however, the previous winner will retain the trophy if they are part of the tie. If the tie is between two other institutions, the trophy will go to the institution that has gone the most seasons without winning the trophy.

SGT. YORK GAME RECORDS

TEAM

Points: 61 - UT Martin vs. Austin Peay (10/8/11)
Total Offensive Yards: 644 - Austin Peay vs. Tennessee State (11/5/16)
First Downs: 36 - Tennessee Tech vs. Tennessee State (10/15/11)
Rushing Yards: 423 - Austin Peay vs. Tennessee Tech (11/4/17)
Rushing Attempts: 63 - Tennessee State vs. Austin Peay (9/15/07)
Rushing Touchdowns: 5 - Austin Peay vs. UT Martin (11/9/19)
 5 - Tennessee Tech vs. Austin Peay (11/19/11)
 5 - Tennessee Tech vs. Austin Peay (11/23/13)
 422 - UT Martin vs. Tennessee Tech (11/10/12)
Passing Yards: 58 - Tennessee Tech vs. Tennessee State (10/15/11)
Passing Attempts: 6 - UT Martin vs. Austin Peay (10/8/11)
Passing Touchdowns: 35 - UT Martin vs. Tennessee Tech (11/10/12)
Completions: 3 - Done 10 Times
Interceptions: 92 - Tennessee State vs. Tennessee Tech (10/31/09)
INT Return Yards: 3 - Done 10 Times
Fumbles Lost: 3 - Done 10 Times
Fumble Recoveries: 8 - UT Martin vs. Tennessee Tech (10/3/15)
Sacks: 5 - Done 3 Times
Turnovers Committed: 19 - UT Martin vs. Tennessee State (10/19/13)
Penalites: 167 - Tennessee State vs. Austin Peay (11/8/14)
Penalty Yards:

INDIVIDUAL

Rushing Yards: 195 - Javarris Williams, TSU vs. APSU (10/18/08)
Rushing Attempts: 35 - Don Chapman, UTM vs. TSU (11/17/07)
Rushing Touchdowns: 4 - Javarris Williams, TSU vs. UTM (11/17/07)
Longest Rush: 84 - Ladarius Vanlier, TTU vs. APSU (11/22/14)
 84 - Ronald Butler, TSU vs. APSU (11/5/16)
 422 - Derek Carr, UTM vs. TTU (11/10/12)
Passing Yards: 58 - Tre Lamb, TTU vs. TSU (10/15/11)
Passing Attempts: 35 - Derek Carr, UTM vs. TTU (11/10/12)
Completions: 6 - Derek Carr, UTM vs. APSU (10/8/11)
Passing Touchdowns: 84 - Jeremy Perry, TSU vs. TTU (10/23/10)
Longest Pass: 3 - Done 5 Times
Most Interceptions: 198 - Ben Axline, UTM vs. APSU (10/8/16)
Receiving Yards: 13 - Jeremy Butler, UTM at TTU (11/10/12)
Receptions: 3 - Done 10 Times
Receiving Touchdowns: 84 - Calvin McNair, TSU vs. TTU (10/23/10)
Longest Reception: 5 - Jamin Godfrey, TSU vs. TTU (10/27/12)
Field Goals Made: 57 - Lane Clark, TSU vs. UTM (10/1/16)
Longest Field Goal: 57 - Nick Madonia, TTU vs. TSU (11/12/16)
Punts: 10 - Jonathan King, TTU vs. UT Martin (10/3/15)
Longest Punt: 73 - James Satterfield, UTM vs. TTU (11/10/12)
Punt Return Yards: 107 - CJ Estelle, UTM vs. APSU (11/6/10)
Longest Punt Return: 76 - CJ Estelle, UTM vs. APSU (10/8/11)
Kick Return Yards: 243 - Terrence Holt, APSU vs. UTM (11/21/09)
Longest Kick Return: 100 - Weldon Garlington, TSU vs. APSU (10/1/11)
All-Purpose Yards: 312 - Terrence Holt, APSU vs. UTM (11/21/09)
Interceptions: 2 - Done Seven Times
Tackles: 20 - Corey Reed, TTU vs. UTM (10/16/08)
Sacks: 2.5 - Antonio Harper, TSU vs. TTU (10/15/11)
 2.5 - Antonio Harper, TSU at UTM (10/19/13)
 2.5 - Damani Taylor, UTM vs. TTU (10/3/15)
 2.5 - Jaison Williams, APSU vs. UTM (9/30/17)
 2.5 - TJ Jefferson, UTM at TTU (10/12/19)

HONORS AND AWARDS

JAQUEZ AKINS (S) Preseason All-OVC Phil Steele Preseason All-OVC first team Hero Sports Preseason OVC All-Conference
JOHN BACHUS III (QB) Phil Steele Preseason All-OVC third team 2019-20 OVC Commissioner's Honor Roll
COLTON DOWELL (WR/TE) STATS Perform FCS Preseason All-America first team Hero Sports Preseason All-American second team Phil Steele FCS Preseason All-America third team Phil Steele Preseason All-OVC second team Preseason All-OVC Hero Sports Preseason OVC All-Conference 2019-20 OVC Commissioner's Honor Roll
KORBIN HARMON (DL) Phil Steele Preseason All-OVC third team 2019-20 OVC Commissioner's Honor Roll
TYLER LARCO (K) Stats Perform FCS National Special Teams Player of the Week (3/22) OVC Specialist of the Week (3/23)
PEYTON LOGAN (RB) Preseason All-OVC Phil Steele Preseason All-OVC (RB) first team Phil Steele Preseason All-OVC (All-Purpose) first team Hero Sports Preseason OVC All-Conference
GAVIN OLSON (OL) 2019-20 OVC Commissioner's Honor Roll
AUSTIN PICKETT (DL) Preseason All-OVC Phil Steele Preseason All-OVC second team
D'CARRIOUS STEPHENS (LB) Phil Steele Preseason All-OVC third team
DONNELL WILLIAMS (WR) Phil Steele Preseason All-OVC third team
RODNEY WILLIAMS II (WR) Phil Steele Preseason All-OVC second team
DRESSER WINN (QB/P) OVC Specialist of the Week (3/2)
TAKEEM YOUNG (S) 2019-20 OVC Commissioner's Honor Roll



SKYHAWK MONEY PLAYS

NOTE: Money plays are defined as plays resulting in a first down or a touchdown.

MONEY RUSHERS	1st	TD	No.	Att
LOGAN, Peyton	12	2	14	63
BACHUS, John	6	1	7	15
WALLACE, Zak	3	0	3	20
WINN, Dresser	2	1	3	6
YOUNG, Lamarcus	2	0	2	14
TOTALS	25	4	29	122

1ST DOWN MONEY RUSHERS	1st	TD	No.	Att
LOGAN, Peyton	7	0	7	40
WINN, Dresser	1	1	2	2
WALLACE, Zak	2	0	2	10
BACHUS, John	1	0	1	6
YOUNG, Lamarcus	1	0	1	8
TOTALS	12	1	13	69

2ND DOWN MONEY RUSHERS	1st	TD	No.	Att
LOGAN, Peyton	4	1	5	20
BACHUS, John	0	1	1	3
TOTALS	4	2	6	37

3RD DOWN MONEY RUSHERS	1st	TD	No.	Att
BACHUS, John	4	0	4	5
LOGAN, Peyton	1	1	2	3
YOUNG, Lamarcus	1	0	1	2
WALLACE, Zak	1	0	1	4
TOTALS	7	1	8	14

4TH DOWN MONEY RUSHERS	1st	TD	No.	Att
BACHUS, John	1	0	1	1
WINN, Dresser	1	0	1	1
TOTALS	2	0	2	2

MONEY RECEPTIONS	1st	TD	No.	Att
WILLIAMS, Donnell	17	3	17	23
DOWELL, Colton	15	1	15	27
WILLIAMS, Rodney	14	4	14	22
LOGAN, Peyton	6	0	6	20
ODOM, Marqwell	4	0	4	14
GRIGLIONE, Richie	0	1	1	1
WALLACE, Zak	1	0	1	2
HORTON, Jeremy	1	0	1	2
YOUNG, Lamarcus	1	0	1	5
TOTALS	59	9	60	116

1ST DOWN MONEY RECEPTIONS	1st	TD	No.	Att
DOWELL, Colton	5	0	5	8
WILLIAMS, Donnell	5	1	5	7
WILLIAMS, Rodney	3	0	3	7
ODOM, Marqwell	2	0	2	8
LOGAN, Peyton	2	0	2	5
WALLACE, Zak	1	0	1	2
TOTALS	18	1	18	40

2ND DOWN MONEY RECEPTIONS	1st	TD	No.	Att
WILLIAMS, Donnell	6	1	6	9
DOWELL, Colton	6	1	6	9
WILLIAMS, Rodney	4	2	4	6
LOGAN, Peyton	2	0	2	10
ODOM, Marqwell	1	0	1	4
YOUNG, Lamarcus	1	0	1	2
TOTALS	20	4	20	40

3RD DOWN MONEY RECEPTIONS	1st	TD	No.	Att
WILLIAMS, Rodney	7	2	7	9
WILLIAMS, Donnell	4	1	4	5
DOWELL, Colton	3	0	3	9
LOGAN, Peyton	2	0	2	4
ODOM, Marqwell	1	0	1	2
GRIGLIONE, Richie	0	1	1	1
HORTON, Jeremy	1	0	1	1
TOTALS	18	4	19	32

4TH DOWN MONEY RECEPTIONS	1st	TD	No.	Att
WILLIAMS, Donnell	2	0	2	2
DOWELL, Colton	1	0	1	1
TOTALS	3	0	3	4

SKYHAWK STARTERS



GAME-BY-GAME STARTERS

Date	Opponent	QB	RB	WR	WR	FLEX	TE	LT	LG	C	RG	RT
2/28	at Murray State*	Bachus	Logan	Dowell	D. Williams	Horton	R. Williams	Shanahan	C. Jackson	Hatchie	Kirton	Olson
3/7	EASTERN ILLINOIS*	Bachus	Logan	Dowell	D. Williams	Horton	R. Williams	Shanahan	C. Jackson	Hatchie	Kirton	Olson
3/14	JACKSONVILLE STATE*	Bachus	Logan	Dowell	D. Williams	Horton	R. Williams	Shanahan	C. Jackson	Hatchie	Miller	Olson
3/21	at Austin Peay*	Bachus	Logan	Dowell	D. Williams	Wallace	Griglione	Shanahan	Reed	Hatchie	Birdyshaw	Olson
3/28	at Tennessee State*	Bachus	Logan	Dowell	D. Williams	Odom	R. Williams	Shanahan	Hatchie	Reed	Appleton	Olson
4/3	SOUTHEAST MISSOURI*	-	-	-	-	-	-	-	-	-	-	-
4/11	TENNESSEE TECH*	-	-	-	-	-	-	-	-	-	-	-

Date	Opponent	JACK	DT	NT	DE	LB	LB	DB	DB	S	S	S
2/28	at Murray State*	Davis	Pickett	Bowdry	DuBose	Ford	Stephens	C. Jackson	Woods	Akins	T. Young	Sims
3/7	EASTERN ILLINOIS*	Landers	Pickett	Bowdry	DuBose	Ford	Stephens	C. Jackson	Woods	Akins	T. Young	Sims
3/14	JACKSONVILLE STATE*	Moton	Pickett	Bowdry	DuBose	Ford	Stephens	C. Jackson	Woods	Akins	T. Young	Sims
3/21	at Austin Peay*	Evans	Harmon	Bowdry	DuBose	Ford	Stephens	C. Jackson	Woods	Moton	T. Young	Sims
3/28	at Tennessee State*	Landers	Harmon	Bowdry	DuBose	Ford	Stephens	C. Jackson	Woods	Akins	T. Young	Sims
4/3	SOUTHEAST MISSOURI*	-	-	-	-	-	-	-	-	-	-	-
4/11	TENNESSEE TECH*	-	-	-	-	-	-	-	-	-	-	-



GAME-BY-GAME PARTICIPATION

#	Name	GP/GS	MUR	EIU	JSU	AP	TSU	SEMO	TTU	#	Name	GP/GS	MUR	EIU	JSU	AP	TSU	SEMO	TTU
25	ABDULLAH, Isaia	4/-	XXX	XXX	XXX	XXX	XXX			7	JACKSON, Chrish	5/5	START	START	START	START	START		
17	AKINS, JaQuez	5/4	START	START	START	XXX	START			93	JOHNSON, Larry	1/-	XXX		
87	APPLETON, Mitch	4/1	XXX	XXX	XXX	...	START			65	KIRTON, Alex	2/2	START	START		
18	BACHUS, John	5/5	START	START	START	START	START			24	LANDERS, Jamari	4/2	XXX	START	XXX	...	START		
9	BAKER, Oshae	3/-	...	XXX	...	XXX	XXX			49	LARCO, Tyler	5/-	XXX	XXX	XXX	XXX	XXX		
73	BIRDYSHAW, Cru	2/1	START	XXX			89	LAWRENCE, Deray	4/-	...	XXX	XXX	XXX	XXX		
26	BOHANNA, Dazeri	2/-	...	XXX	XXX			23	LOGAN, Peyton	5/5	START	START	START	START	START		
95	BOWDRY, Kameron	5/5	START	START	START	START	START			19	LUCAS, Jack	4/-	...	XXX	XXX	XXX	XXX		
84	BUTLER, Kevin	5/-	XXX	XXX	XXX	XXX	XXX			98	McNAIR, Traquan	5/-	XXX	XXX	XXX	XXX	XXX		
48	CLARK, Ryan	5/-	XXX	XXX	XXX	XXX	XXX			68	MILLER, Malcolm	4/1	XXX	XXX	START	XXX	...		
38	COOLEY, Jermain	5/-	XXX	XXX	XXX	XXX	XXX			6	MOSS, AJ	5/-	XXX	XXX	XXX	XXX	XXX		
91	DAVIS, Giovanni	5/1	START	XXX	XXX	XXX	XXX			22	MOTON, Wanya	4/2	XXX	...	START	START	XXX		
99	DAVIS, Kenyonte	5/-	XXX	XXX	XXX	XXX	XXX			67	NEEDHAM, Matthe	4/-	XXX	XXX	XXX	...	XXX		
55	DAVIS, Reed	4/2	...	XXX	XXX	START	START			13	ODOM, Marqwell	5/2	XXX	XXX	START	XXX	START		
34	DINZEY, Kareem	2/-	XXX	XXX			79	OLSON, Gavin	5/5	START	START	START	START	START		
92	DOTSON, Daylan	4/-	...	XXX	XXX	XXX	XXX			47	PICKETT, Austin	4/3	START	START	START		
15	DOWELL, Colton	5/5	START	START	START	START	START			40	POWERS, Brock	5/-	XXX	XXX	XXX	XXX	XXX		
45	DuBOSE, David	5/5	START	START	START	START	START			20	PROSPERE, Antho	1/-	XXX		
12	EVANS, Carson	5/1	XXX	XXX	XXX	START	XXX			70	RICHARDS, Cade	2/-	XXX	...	XXX		
71	FLOYD, Brandon	2/-	XXX	...	XXX			66	SHANAHAN, Micha	5/5	START	START	START	START	START		
10	FORD, John	5/5	START	START	START	START	START			35	SHIPP, Tevin	5/-	XXX	XXX	XXX	XXX	XXX		
37	GIBBS, Isaiah	4/-	...	XXX	XXX	XXX	XXX			30	SIMS, Deven	5/5	START	START	START	START	START		
88	GRIGLIONE, Rich	4/1	XXX	XXX	XXX	START	...			44	SMITH, Malik	1/-	XXX		
28	GUY, Vincent	2/-	...	XXX	XXX			86	SNYDER, Tanner	5/-	XXX	XXX	XXX	XXX	XXX		
8	HARMON, Korbin	5/2	XXX	XXX	XXX	START	START			31	STEPHENS, D'Car	5/5	START	START	START	START	START		
54	HATCHIE, Mattha	5/5	START	START	START	START	START			21	WALLACE, Zak	5/1	XXX	XXX	XXX	START	XXX		
83	HENLEY, Andrew	1/-	XXX			11	WILLIAMS, Donne	5/5	START	START	START	START	START		
10	HORTON, Jeremy	3/2	START	START	XXX			2	WILLIAMS, Rodne	5/4	START	START	START	XXX	START		
39	HOWARD, Xiere	4/-	...	XXX	XXX	XXX	XXX			3	WINN, Dresser	5/-	XXX	XXX	XXX	XXX	XXX		
1H	HOWELL, Stewart	1/-	XXX	...			4	WOODS, Jay	5/5	START	START	START	START	START		
32	HUNTER, Chris	5/-	XXX	XXX	XXX	XXX	XXX			29	YOUNG, Lamaricus	4/-	XXX	XXX	XXX	XXX	...		
76	JACKSON, Chris	4/3	START	START	START	...	XXX			3D	YOUNG, Takeem	5/5	START	START	START	START	START		



GAME-BY-GAME BREAKDOWN

	FINAL	SCORE BY QUARTER					FIRST DOWNS				RUSHING			PASSING			OFFENSE		PUNTING	FUMBLES	PENALTY	THIRD	TOTAL
Game	SCORE	1	2	3	4	OT	RU	PA	PN	TOT	ATT	YDS	TD	C-A-I	YDS	TD	ATT	YDS	NO-AVG	NO-LOST	NO-YDS	DOWNS	TOP
Murray State	L, 14-10	0	3	0	7	0	9	3	1	13	30	110	1	15-31-2	100	0	61	210	7-299	2-1	7-53	3-13	26:48
Eastern Illinois	W, 28-15	7	14	7	0	0	2	16	1	19	27	57	0	26-38-1	269	3	65	326	4-116	3-1	5-55	8-15	29:28
Jacksonville State	L, 37-20	10	0	3	7	0	2	13	5	20	20	29	1	24-43-0	252	1	63	281	5-188	2-2	8-95	3-12	25:44
Austin Peay	W, 37-34	7	13	7	10	0	7	12	3	22	36	77	1	24-44-0	285	3	80	362	7-301	0-0	5-25	8-20	37:46
Tennessee State	L, 26-24	7	0	0	17	0	5	15	1	21	20	54	1	27-47-3	306	2	67	360	4-159	2-0	7-75	5-14	27:46
Southeast Missouri	-	-	-	-	-	-	-	-	-	-	-	-	-	-	-	-	-	-	-	-	-	-	-
Tennessee Tech	-	-	-	-	-	-	-	-	-	-	-	-	-	-	-	-	-	-	-	-	-	-	-

LAST TIME IT HAPPENED...

- INDIVIDUAL -

Rushed for 100 yards -	109, Peyton Logan vs. Eastern Illinois, 10/19/19
Rushed for 200 yards -	234, Abou Toure at Murray State, 11/1/14
Rushed for 250+ yards -	272, Don Chapman at Southeast Missouri, 10/30/04
Had a 70-yard run -	79, Peyton Logan at Tennessee Tech, 10/12/19
Rushed for three TDs -	3, Abou Toure at Murray State, 11/1/14
Rushed for four TDs -	4, Brandyn Young vs. Eastern Illinois, 10/9/08
Passed for 300 yards -	306, John Bachus III at Tennessee State, 3/29/21
Passed for 400 yards -	420, Jarod Neal vs. Murray State, 10/24/15
Passed for 500 yards -	560, Derek Carr at Murray State, 10/13/12
Threw three TD passes -	3, John Bachus III at Austin Peay, 3/21/21
Threw five+ TD passes -	5, John Bachus III at Tennessee Tech, 10/12/19
Had 100 yards receiving -	107, Donnell Williams vs. No. 10 Jacksonville State, 3/14/21
Had 150 yards receiving -	198, Ben Axline vs. Austin Peay, 10/8/16
Had 200 yards receiving -	283, William Mackall vs. Troy State, 10/29/88
Had a 70-yard reception -	73, Colton Dowell at Tennessee Tech, 10/12/19
Caught three TD passes -	3, Jaylon Moore at No. 24 Austin Peay, 11/9/19
Returned inside kickoff for TD -	43, Tae Martin vs. Tennessee Tech, 9/24/16
Returned conventional kickoff for TD -	95, Peyton Logan at Eastern Kentucky, 10/21/17
Returned punt for TD -	65, Terry Williams vs. No. 18 Jacksonville State, 11/2/19
Returned punt at least 75 yards -	79, Londell Lee at Hawai'i, 9/10/16
Returned INT for TD -	50, John Ford vs. Eastern Illinois, 3/7/21
Returned a fumble for TD -	44, TJ Jefferson at Eastern Kentucky, 10/5/19
Made three+ FGs -	3, Tyler Larco at Austin Peay, 3/21/21
Made a 50-yard FG -	50, Ryan Courtright at No. 24 Austin Peay, 11/9/19
Punt 55 yards or longer -	58, Dresser Winn at Murray State, 2/28/21
Had 10-14 tackles -	12, Deven Sims vs. No. 10 Jacksonville State, 3/14/21
Had 15+ tackles -	15, James Gilleylen vs. Tennessee Tech, 11/10/18
Multi-Sacks -	1.5, Cecil Cherry at No. 24 Southeast Missouri, 10/26/19
Multi-Forced fumbles -	2, Kevin Prather, Jr. at No. 24 Eastern Illinois, 11/5/12
Multi-Interceptions -	2, Wayne Moton vs. Northwestern State, 8/29/19

- TEAM -

Shutout an opponent -	24-0 at Tennessee Tech, 11/18/18
Shutout consecutive opponents -	3, vs. Milliken, SEMO and Jacksonville State, 1967
Rushed for more than 300 yards -	364 vs. Eastern Kentucky, 10/29/16
Rushed for more than 400 yards -	402 at Murray State, 11/1/14
Passed for more than 300 yards -	331 at Tennessee Tech, 10/12/19
Passed for more than 400 yards -	420 vs. Murray State, 10/24/15
Passed for more than 500 yards -	560 at Murray State, 10/13/12
Had more than 500 yards total off. -	553 at Tennessee Tech, 10/12/19
Had more than 600 yards total off. -	661 vs. Murray State, 10/24/15
Scored 50 points -	55 at Tennessee Tech, 10/12/19
Scored 60 points -	84 vs. Bacone, 9/17/16
Scored 70 points -	84 vs. Bacone, 9/17/16
Failed to rush for 100 yards -	77 at Austin Peay, 3/21/21
Failed to pass for 100 yards -	67 at Tennessee State, 10/18/14
Held opponent to < 100 yards rushing -	59 vs. Eastern Illinois, 3/7/21
Held opponent to < 100 yards passing -	91 at Tennessee State, 3/29/21
Held opponent to < 100 yards total off. -	74 vs. Iowa Wesleyan, 9/3/09
Held opponent to < 200 yards total off. -	184 at Tennessee Tech, 11/18/18
Held opponent without a TD -	vs. Clarion, 8/31/17
Scored a safety -	at Tennessee State, 10/1/16 (Intentional Grounding Penalty)
Committed no turnovers -	at Austin Peay, 3/21/21
Forced opponent into five turnovers -	5 vs. Eastern Illinois, 10/28/17
Never had to punt -	at Tennessee State, 10/1/16
Blocked a punt -	AJ Moss at Tennessee State, 3/29/21
Returned blocked punt for TD -	Devonte Howard vs. No. 20 Tennessee State, 9/24/17
Blocked a field goal -	Chris Hunter at Tennessee State, 3/29/21
Returned blocked FG for TD -	87, Jordan Landry at Austin Peay, 10/17/15
Blocked two+ field goals -	2 vs. Tennessee State, 10/10/15
Blocked FGs in consecutive weeks -	1 at SEMO, 11/4/17; 1 vs. No. 2 Jacksonville St, 11/11/17
Blocked a PAT -	Daylan Dotson at Austin Peay, 3/21/21
Returned PAT for 2 pts -	Thad Williams vs. Eastern Illinois, 10/6/12
Scored 2-pt conversion -	Joe Hudson at No. 10 Jacksonville State, 11/3/18
Recovered on-side kick (kicking team) -	vs. Chattanooga, 9/15/18
Recovered on-side kick (receiving team) -	vs. Tennessee Tech, 9/24/16
Two w/ 100 yards rushing -	DJ McNeil/Trent Garland at Chattanooga, 8/29/13
Two w/ 100 yards passing -	Jarod Neal/Dylan Favre vs. Eastern Kentucky, 9/20/14
Two w/ 100 yards receiving -	Caylon Weathers/William Tanner at Eastern Kentucky, 11/7/15
Won OT game -	vs. Tennessee Tech (W, 30-23 OT), 10/4/03
Lost OT game -	at Eastern Illinois (L, 24-21 OT), 10/20/18
Rallied from down 14 to win -	Down 14 (3x in one game) vs. Murray State, 10/24/15
Beat ranked FCS opponent -	vs. No. 18 Jacksonville State, 11/2/19
Beat FCS team ranked in top 15 -	at No. 15 Chattanooga, 9/16/17
Beat FBS opponent -	at Memphis (20-17), 9/1/12
Last time ranked in the STATS Top 25 -	No. 18, 9/23/17
Last time ranked in the Coaches Poll Top 25 -	No. 21, 9/23/17

- INDIVIDUAL -

Rushed for 100 yards -	134, Devon Starling at Tennessee State, 3/29/21
Rushed for 200 yards -	207, Arkee Whitlock at Southern Illinois, 11/25/06
Rushed for 250+ yards -	298, Kory Chapman at Jacksonville State, 10/11/03
Had a 70-yard run -	70, Eugene Brazley at Ole Miss, 9/5/15
Rushed for three TDs -	3, Kentel Williams at No. 24 Austin Peay, 11/9/19
Rushed for four TDs -	5, Alex Collins at Arkansas, 10/31/15
Passed for 300 yards -	305, Draylen Ellis at Austin Peay, 3/21/21
Passed for 400 yards -	489, Shea Patterson at Ole Miss, 9/9/17
Passed for 500 yards -	537, Casey Brockman at Murray State, 10/13/12
Threw three TD passes -	3, Draylen Ellis at Austin Peay, 3/21/21
Threw five+ TD passes -	5, Brent Stockstill at Middle Tennessee, 9/8/18
Had 100 yards receiving -	107, Deangelo Wilson at Austin Peay, 3/21/21
Had 150 yards receiving -	171, Emanuel Hall at Missouri, 9/1/18
Had 200 yards receiving -	225, Adam Drake vs. Eastern Illinois, 11/23/13
Had a 70-yard reception -	83, Dequan Dallas at Murray State, 2/28/21
Caught three TD passes -	3, Marcus Kemp at Hawai'i, 9/10/16
Returned inside kickoff for TD -	N/A
Returned conventional kickoff for TD -	96, DeVon Johnson vs. No. 20 Tennessee State, 9/24/17
Returned punt for TD -	35, Wayne Parks at Middle Tennessee, 9/8/18
Returned punt at least 75 yards -	91, Dontrell Johnson at Murray State, 9/25/10
Returned INT for TD -	32, Oмарdrick Douglas at No. 24 Southeast Missouri, 10/26/19
Returned a fumble for TD -	51, Raymond Crittenden vs. Eastern Illinois, 10/19/19
Made three+ FGs -	3, Nick Madonia vs. Tennessee Tech, 9/24/16
Made a 50-yard FG -	51, Antonio Zita at Tennessee State, 3/29/21
Punt 55 yards or longer -	58, Kaleb Mosley vs. Tennessee State, 11/16/19
Had 10-14 tackles -	10, Wesley Bush at Middle Tennessee, 9/8/18
Had 15+ tackles -	18, Anthony Koclanakis vs. Murray State, 9/28/19
Multi-Sacks -	1.5, Josh Avery at No. 24 Southeast Missouri, 10/26/19
Multi-Forced fumbles -	N/A
Multi-Interceptions -	2, BJ Clay at Georgia State, 10/22/16

- TEAM -

Shutout an opponent -	45-0 at No. 11 Florida, 9/7/19
Shutout consecutive opponents -	2, at Eastern Kentucky and Samford, 1993
Rushed for more than 300 yards -	338, at Ole Miss, 9/5/15
Rushed for more than 400 yards -	at Jacksonville State, 10/11/03
Passed for more than 300 yards -	313 at Eastern Kentucky, 10/5/19
Passed for more than 400 yards -	489, at Ole Miss, 9/9/17
Passed for more than 500 yards -	501, vs. Eastern Illinois, 11/23/13
Had more than 500 yards total off. -	543 at No. 11 Florida, 9/7/19
Had more than 600 yards total off. -	662, at Ole Miss, 9/5/15
Scored 50 points -	63 at Arkansas, 10/31/15
Scored 60 points -	63 at Arkansas, 10/31/15
Scored 70 points -	76 at Ole Miss, 9/5/15
Failed to rush for 100 yards -	85 at No. 24 Southeast Missouri, 10/26/19
Failed to pass for 100 yards -	91 at Tennessee State, 3/29/21
Held Skyhawks to fewer than 100 yards rushing -	54 at Tennessee State, 3/29/21
Held Skyhawks to fewer than 100 yards passing -	67 at Tennessee State, 10/18/14
Held Skyhawks without a TD -	at No. 11 Florida, 9/7/19
Scored a safety -	vs. Eastern Illinois (Blocked Punt through endzone), 3/7/21
Committed no turnovers -	0 at Tennessee State, 3/29/21
Forced opponent into five turnovers -	5 at Kentucky, 8/30/14
Never had to punt -	at Tennessee Tech, 11/21/02
Blocked a punt -	DeAirious Smith vs. Eastern Illinois, 3/7/21
Returned blocked punt for TD -	0, Taylor Lanigan vs. Murray State, 9/25/10
Blocked a field goal -	Oмарdrick Douglas at No. 24 Southeast Missouri, 10/26/19
Blocked a PAT -	Robert Knowles vs. Eastern Kentucky, 9/29/12
Attempted 2-pt conversion -	vs. Eastern Illinois, 3/7/21
Rallied from down 14 to win -	14 at Southern Illinois, 9/14/19

TEAM GAME HIGHS AND LOWS

	UT MARTIN		OPPONENT	
	HIGH	LOW	HIGH	LOW
• Rushes	36 at Austin Peay (3/21)	20, 2x, at Tennessee State (3/29)	53 vs. #10 Jacksonville State (3/14)	25 vs. Eastern Illinois (3/7)
• Rushing Yards	110 at Murray State (2/28)	29 vs. #10 Jacksonville State (3/14)	212 vs. #10 Jacksonville State (3/14)	59 vs. Eastern Illinois (3/7)
• Yards Per Rush	3.7 at Murray State (2/28)	1.5 vs. #10 Jacksonville State (3/14)	4.3 at Tennessee State (3/29)	2.4 vs. Eastern Illinois (3/7)
• Rushing Touchdowns	1, 4x, at Tennessee State (3/29)	0 vs. Eastern Illinois (3/7)	3 at Tennessee State (3/29)	0 vs. Eastern Illinois (3/7)
• Pass Attempts	47 at Tennessee State (3/29)	31 at Murray State (2/28)	49 vs. Eastern Illinois (3/7)	22 at Murray State (2/28)
• Pass Completions	27 at Tennessee State (3/29)	15 at Murray State (2/28)	26 vs. Eastern Illinois (3/7)	10 at Murray State (2/28)
• Passing Yards	306 at Tennessee State (3/29)	100 at Murray State (2/28)	305 at Austin Peay (3/21)	152 at Murray State (2/28)
• Yards Per Pass	7.1 vs. Eastern Illinois (3/7)	3.2 at Murray State (2/28)	10.8 vs. #10 Jacksonville State (3/14)	5.7 vs. Eastern Illinois (3/7)
• Passing Touchdowns	3, 2x, at Austin Peay (3/21)	1 vs. #10 Jacksonville State (3/14)	4 at Austin Peay (3/21)	1 at Murray State (2/28)
• Total Plays	80 at Austin Peay (3/21)	61 at Murray State (2/28)	74 vs. Eastern Illinois (3/7)	63 at Tennessee State (3/29)
• Yards Per Play	5.4 at Tennessee State (3/29)	3.4 at Murray State (2/28)	6.8 at Austin Peay (3/21)	4.6 vs. Eastern Illinois (3/7)
• Points	37 at Austin Peay (3/21)	10 at Murray State (2/28)	37 vs. #10 Jacksonville State (3/14)	14 at Murray State (2/28)
• Sacks	3 at Austin Peay (3/21)	1 at Murray State (2/28)	4 at Austin Peay (3/21)	0 vs. Eastern Illinois (3/7)
• Penalties	8 vs. #10 Jacksonville State (3/14)	5, 2x, at Austin Peay (3/21)	12 vs. #10 Jacksonville State (3/14)	5 vs. Eastern Illinois (3/7)
• Penalty Yards	95 vs. #10 Jacksonville State (3/14)	25 at Austin Peay (3/21)	129 vs. #10 Jacksonville State (3/14)	40 vs. Eastern Illinois (3/7)
• Turnovers	3, 2x, at Tennessee State (3/29)	0 at Austin Peay (3/21)	1, 3x, vs. #10 Jacksonville State (3/14)	0 at Austin Peay (3/21)
• Interceptions	3 at Tennessee State (3/29)	0, 2x, at Austin Peay (3/21)	1 vs. Eastern Illinois (3/7)	0, 2x, at Austin Peay (3/21)
• Punts	7, 2x, at Austin Peay (3/21)	4 vs. Eastern Illinois (3/7)	7 at Murray State (2/28)	3 vs. Eastern Illinois (3/7)
• Punt Average	43.0 at Austin Peay (3/21)	29.0 vs. Eastern Illinois (3/7)	43.0 vs. Eastern Illinois (3/7)	32.0 at Austin Peay (3/21)
• Long Punt	67 at Austin Peay (3/21)	25 at Murray State (2/28)	64 at Murray State (2/28)	12 at Austin Peay (3/21)
• Punts Inside 20	3 at Murray State (2/28)	3 at Murray State (2/28)	2, 3x, at Tennessee State (3/29)	1 vs. Eastern Illinois (3/7)
• Long Punt Return	2 vs. Eastern Illinois (3/7)	2 vs. Eastern Illinois (3/7)	23 vs. Eastern Illinois (3/7)	-2 at Murray State (2/28)

INDIVIDUAL GAME HIGHS

	UT MARTIN	OPPONENT
• Rushes	17, Peyton Logan at Austin Peay (3/21)	26, Devon Starling at Tennessee State (3/29)
• Rushing Yards	91, Peyton Logan at Murray State (2/28)	134, Devon Starling at Tennessee State (3/29)
• Rushing Touchdowns	1, 4x, last by Peyton Logan at Tennessee State (3/29)	1, 7x, last by Starling/Bryant/Curtis at Tennessee State (3/29)
• Longest Rush	34, Peyton Logan at Murray State (2/28)	65, Devon Starling at Tennessee State (3/29)
• Pass Completions	27, John Bachus III at Tennessee State (3/29)	26, Harry Woodbery vs. Eastern Illinois (3/7)
• Pass Attempts	47, John Bachus III at Tennessee State (3/29)	49, Harry Woodbery vs. Eastern Illinois (3/7)
• Passing Yards	306, John Bachus III at Tennessee State (3/29)	305, Draylen Ellis at Austin Peay (3/21)
• Passing TDs	3, 2x, last by John Bachus III at Austin Peay (3/21)	4, Draylen Ellis at Austin Peay (3/21)
• Longest Pass	44, John Bachus III at Austin Peay (3/21)	83, Preston Rice at Murray State (2/28)
• Receptions	8, Rodney Williams II vs. Eastern Illinois (3/7)	5, 4x, last by Dave Russell vs. #10 Jacksonville State (3/14)
• Receiving Yards	108, Donnell Williams vs. #10 Jacksonville State (3/14)	111, Dequan Dallas at Murray State (2/28)
• Receiving TDs	2, Rodney Williams II vs. Eastern Illinois (3/7)	2, Eugene Minter at Austin Peay (3/21)
• Longest Rec.	44, Donnell Williams at Austin Peay (3/21)	83, Dequan Dallas at Murray State (2/28)
• Field Goals	3, Tyler Larco at Austin Peay (3/21)	2, Antonio Zita at Tennessee State (3/29)
• Longest Field Goal	46, Tyler Larco at Austin Peay (3/21)	51, Antonio Zita at Tennessee State (3/29)
• Punts	7, 2x, Dresser Winn at Austin Peay (3/21)	6, Matthew Rigney at Austin Peay (3/21)
• Punting Average	43.0, Dresser Winn at Austin Peay (3/21)	43.0, Stone Galloway vs. Eastern Illinois (3/7)
• Long Punt	67, Dresser Winn at Austin Peay (3/21)	64, Aaron Baum at Murray State (2/28)
• Punts Inside 20	3, Dresser Winn at Murray State (2/28)	2, 2x, last by Kaleb Mosley at Tennessee State (3/29)
• Long Punt Return	2, Marqwell Odom vs. Eastern Illinois (3/7)	23, DeAirious Smith vs. Eastern Illinois (3/7)
• Long Kickoff Return	26, Lamarcus Young at Austin Peay (3/21)	53, Matt Judd vs. Eastern Illinois (3/7)
• Tackles	12, Deven Sims vs. #10 Jacksonville State (3/14)	10, Fondren Hollis at Tennessee State (3/29)
• Sacks	1.0, 3x, last by Bowdry/Hunter at Austin Peay (3/21)	2.0, 2x, Emmanuel Baez at Tennessee State (3/29)
• Tackles for Loss	3.5, Korbin Harmon at Tennessee State (3/29)	2.0, 4x, last by Emmanuel Baez at Tennessee State (3/29)
• Interceptions	1, John Ford vs. Eastern Illinois (3/7)	1, 6x, last by Garlington/Straughter/Green at Tennessee State (3/29)

TEAM STATISTICS

Date	Opponent	Site	Result	Attendance	Top Rusher	Top Passer	Top Receiver	Top Tackler
Feb. 28	at Murray State*	Murray, Ky.	L, 14-10	2,528	Logan (15-91-0)	Bachus (12-26-81-0)	Dowell (7-61-0)	Sims/Ford (7)
March 7	vs. Eastern Illinois*	Martin, Tenn.	W, 28-15	1,500	Logan (13-41-0)	Bachus (24-36-259-3)	R. Williams (8-95-2)	C. Jackson/Sims (9)
March 14	vs. #10 Jacksonville State*	Martin, Tenn.	L, 37-20	1,500	Logan (8-34-0)	Bachus (24-43-252-1)	D. Williams (7-108-0)	Sims (12)
March 21	at Austin Peay*	Clarksville, Tenn.	W, 37-34	1,530	Logan (17-82-1)	Bachus (19-36-259-3)	Dowell (6-77-0)	Sims/Ford (8)
March 28	at Tennessee State*	Nashville, Tenn.	L, 26-24	1,587	Logan (10-44-1)	Bachus (27-47-306-2)	D. Williams (9-85-1)	Sims (9)

TEAM STATISTICS	UTM	OPP
SCORING	119	126
Points Per Game	23.8	25.2
Points Off Turnovers	17	23
FIRST DOWNS	95	94
Rushing	25	41
Passing	59	39
Penalty	11	14
RUSHING YARDAGE	327	784
Yards gained rushing	481	934
Yards lost rushing	154	150
Rushing Attempts	133	203
Average Per Rush	2.5	3.9
Average Per Game	65.4	156.8
TDs Rushing	4	7
PASSING YARDAGE	1212	1042
Comp-Att-Int	116-203-6	72-138-1
Average Per Pass	6.0	7.6
Average Per Catch	10.4	14.5
Average Per Game	242.4	208.4
TDs Passing	9	10
TOTAL OFFENSE	1539	1826
Total Plays	336	341
Average Per Play	4.6	5.4
Average Per Game	307.8	365.2
KICK RETURNS: #-Yards	8-104	9-169
PUNT RETURNS: #-Yards	1-2	6-33
INT RETURNS: #-Yards	1-50	6-17
KICK RETURN AVERAGE	13.0	18.8
PUNT RETURN AVERAGE	2.0	5.5
INT RETURN AVERAGE	50.0	2.8
FUMBLES-LOST	9-4	2-2
PENALTIES-Yards	32-303	33-296
Average Per Game	60.6	59.2
PUNTS-Yards	27-1063	25-942
Average Per Punt	39.4	37.7
Net punt average	37.4	37.6
KICKOFFS-Yards	25-1087	24-1211
Average Per Kick	43.5	50.5
Net kick average	35.7	39.9
TIME OF POSSESSION/Game	29:30	30:30
3RD-DOWN Conversions	27/74	25/74
3rd-Down Pct	36%	34%
4TH-DOWN Conversions	5/8	3/11
4th-Down Pct	62%	27%
SACKS BY-Yards	8-66	11-92
MISC YARDS	7	0
TOUCHDOWNS SCORED	14	17
FIELD GOALS-ATTEMPTS	7-8	3-9
ON-SIDE KICKS	0-1	1-1
RED-ZONE SCORES	(16-19) 84%	(11-15) 73%
RED-ZONE TOUCHDOWNS	(11-19) 58%	(9-15) 60%
PAT-ATTEMPTS	(12-12) 100%	(13-16) 81%
ATTENDANCE	3000	5645
Games/Avg Per Game	2/1500	3/1882
Neutral Site Games		0/0

Score by Quarter	1st	2nd	3rd	4th	Total
UT Martin	31	30	17	41	119
Opponents	31	46	24	25	126

RUSHING	GP	Att	Gain	Loss	Net	Avg	TD	Long	Avg/G
LOGAN, Peyton	5	63	299	7	292	4.6	2	34	58.4
WALLACE, Zak	5	20	56	27	29	1.5	0	16	5.8
WINN, Dresser	5	8	38	22	16	2.0	1	27	3.2
YOUNG, Lamarcus	4	14	30	14	16	1.1	0	13	4.0
ODOM, Marqwell	5	1	5	0	5	5.0	0	5	1.0
TEAM	4	2	0	2	-2	-1.0	0	0	-0.5
HOWELL, Stewart	1	2	2	10	-8	-4.0	0	2	-8.0
BACHUS, John	5	23	51	72	-21	-0.9	1	10	-4.2
Total.....	5	133	481	154	327	2.5	4	34	65.4
Opponents.....	5	203	934	150	784	3.9	7	65	156.8

PASSING	GP	Rating	Comp-Att-Int	Pct	Yds	TD	Lng	Avg/G
BACHUS, John	5	118.03	107-188-6	56.9	1157	9	44	231.4
WINN, Dresser	5	77.45	6-11-0	54.5	30	0	11	6.0
HOWELL, Stewart	1	127.50	3-4-0	75.0	25	0	12	25.0
Total.....	5	116.01	116-203-6	57.1	1212	9	44	242.4
Opponents.....	5	138.06	72-138-1	52.2	1042	10	83	208.4

RECEIVING	GP	Rec	Yds	Avg	TD	Long	Avg/G
DOWELL, Colton	5	27	295	10.9	1	37	59.0
WILLIAMS, Donnell	5	23	344	15.0	3	44	68.8
WILLIAMS, Rodney	5	22	244	11.1	4	21	48.8
LOGAN, Peyton	5	20	137	6.8	0	30	27.4
ODOM, Marqwell	5	14	97	6.9	0	28	19.4
YOUNG, Lamarcus	4	5	44	8.8	0	22	11.0
WALLACE, Zak	5	2	33	16.5	0	30	6.6
HORTON, Jeremy	3	2	15	7.5	0	12	5.0
GRIGLIONE, Richie	4	1	3	3.0	1	3	0.8
Total.....	5	116	1212	10.4	9	44	242.4
Opponents.....	5	72	1042	14.5	10	83	208.4

INDIVIDUAL STATISTICS

PUNT RETURNS

Name	Ret	Yds	Avg	TD	Long
ODOM, Marqwell	1	2	2.0	0	2
Total.....	1	2	2.0	0	2
Opponents.....	5	38	7.6	0	19

KICKOFF RETURNS

Name	Ret	Yds	Avg	TD	Long
BUTLER, Kevin	2	36	18.0	0	22
YOUNG, Lamarcus	2	41	20.5	0	26
LOGAN, Peyton	2	22	11.0	0	20
HUNTER, Chris	1	5	5.0	0	5
DOWELL, Colton	1	0	0.0	0	0
Total.....	8	104	13.0	0	26
Opponents.....	9	169	18.8	0	53

FUMBLE RETURNS

Name	Ret	Yds	Avg	TD	Long
	0	0	0	0	0
Total.....	0	0	0.0	0	0
Opponents.....	0	0	0.0	0	0

INTERCEPTIONS

Name	No.	Yds	Avg	TD	Long
FORD, John	1	50	50.0	1	50
Total.....	1	50	50.0	1	50
Opponents.....	6	17	2.8	0	7

PUNTING

Name	Punts	Yds	Avg	Lg	TB	FC	I20	50+	Blkd
WINN, Dresser	22	904	41.1	67	1	9	6	5	0
LARCO, Tyler	4	159	39.8	47	0	1	2	0	0
TEAM	1	0	0.0	0	0	0	0	0	1
Total.....	27	1063	39.4	67	1	10	8	5	1
Opponents.....	25	942	37.7	64	0	13	7	2	1

KICKOFFS

Name	No.	Yds	Avg	TB	OB	Retn	Net	YdLn
LARCO, Tyler	23	990	43.0	1	2			
CLARK, Ryan	1	40	40.0	0	0			
WINN, Dresser	1	57	57.0	0	0			
Total.....	25	1087	43.5	1	2	169	35.7	29
Opponents.....	24	1211	50.5	6	1	104	39.9	25

FIELD GOALS

Name	FGM-FGA	Pct	01-19	20-29	30-39	40-49	50-99	Lg
LARCO, Tyler	7-8	87.5	0-0	2-2	3-4	2-2	0-0	46

FIELD GOAL SEQUENCE BY GAME

	UT Martin	Opponents
Murray St.	(34)	45,37
Eastern Illinois	-	53
Jacksonville State	(21),38,(21)	38,(25)
Austin Peay	(30),(41),(46)	-
Tennessee State	(33)	(51),29,(33),52

Numbers in (parentheses) indicate field goal was made.

SCORING

Name	TD	FGs	PAT Kick	PAT Rush	PAT Rcv	PAT Pass	PAT DXP	Saf	Pts
LARCO, Tyler	0	7-8	12-12	0-0	0	0-0	0	0	33
WILLIAMS, Rodney	4	0-0	0-0	0-0	0	0-0	0	0	24
WILLIAMS, Donnell	3	0-0	0-0	0-0	0	0-0	0	0	18
LOGAN, Peyton	2	0-0	0-0	0-0	0	0-0	0	0	12
DOWELL, Colton	1	0-0	0-0	0-0	1	0-0	0	0	8
FORD, John	1	0-0	0-0	0-0	0	0-0	0	0	6
BACHUS, John	1	0-0	0-0	0-0	0	1-2	0	0	6
WINN, Dresser	1	0-0	0-0	0-0	0	0-0	0	0	6
GRIGLIONE, Richie	1	0-0	0-0	0-0	0	0-0	0	0	6
Total.....	14	7-8	12-12	0-0	1	1-2	0	0	119
Opponents.....	17	3-9	13-16	0-0	0	0-1	0	1	126

ALL-PURPOSE

Name	GP	Rush	Rec	PR	KR	IR	Tot	Avg/G
LOGAN, Peyton	5	292	137	0	22	0	451	90.2
WILLIAMS, Donnell	5	0	344	0	0	0	344	68.8
DOWELL, Colton	5	0	295	0	0	0	295	59.0
WILLIAMS, Rodney	5	0	244	0	0	0	244	48.8
ODOM, Marqwell	5	5	97	2	0	0	104	20.8
YOUNG, Lamarcus	4	16	44	0	41	0	101	25.2
WALLACE, Zak	5	29	33	0	0	0	62	12.4
FORD, John	5	0	0	0	0	50	50	10.0
BUTLER, Kevin	5	0	0	0	36	0	36	7.2
WINN, Dresser	5	16	0	0	0	0	16	3.2
HORTON, Jeremy	3	0	15	0	0	0	15	5.0
HUNTER, Chris	5	0	0	0	5	0	5	1.0
GRIGLIONE, Richie	4	0	3	0	0	0	3	0.8
TEAM	4	-2	0	0	0	0	-2	-0.5
HOWELL, Stewart	1	-8	0	0	0	0	-8	-8.0
BACHUS, John	5	-21	0	0	0	0	-21	-4.2
Total.....	5	327	1212	2	104	50	1695	339.0
Opponents.....	5	784	1042	33	169	17	2045	409.0

TOTAL OFFENSE

Name	GP	Plays	Rush	Pass	Tot	Avg/G
BACHUS, John	5	211	-21	1157	1136	227.2
LOGAN, Peyton	5	63	292	0	292	58.4
WINN, Dresser	5	19	16	30	46	9.2
WALLACE, Zak	5	20	29	0	29	5.8
HOWELL, Stewart	1	6-8	25	17	17.0	
YOUNG, Lamarcus	4	14	16	0	16	4.0
ODOM, Marqwell	5	15	0	5	1.0	
TEAM	4	2-2	0	-2	-0.5	
Total.....	5	336	327	1212	1539	307.8
Opponents.....	5	341	784	1042	1826	365.2

DEFENSIVE STATISTICS

SEASON STATISTICS

No.	Player	GP-GS	ST	AT	TT	TFL	Sacks	Int	PBU	QBH	FR-Yds	FF	Blk	Saf
30	SIMS, Deven	5-5	23	23	46	4.5-13	1.0-5	.	4	2	.	1	.	.
1D	FORD, John	5-5	17	15	32	1.5-1	.	1-50	1
17	AKINS, JaQuez	5-4	13	11	24	2.5-10	.	.	4	1	1-0	1	.	.
95	BOWDRY, Kameron	5-5	7	16	23	3.5-13	2.0-10	.	.	1	.	.	1	.
3D	YOUNG, Takeem	5-5	14	7	21	3.5-2	.	.	4
7	JACKSON, Chrishun	5-5	9	10	19	1.0-5	.	.	2
4	WOODS, Jay	5-5	15	4	19	1.0-1	.	.	7	.	1-0	.	.	.
31	STEPHENS, D'Carrious	5-5	12	6	18	4.5-9	.	.	1	1
32	HUNTER, Chris	5-0	8	10	18	4.0-26	1.5-14	.	.	1	.	.	1	.
8	HARMON, Korbin	5-2	6	11	17	5.0-23	1.0-11	.	1	1	.	.	1	.
35	SHIPP, Tevin	5-0	5	8	13	1.0-2	.	.	1	1
45	DuBOSE, David	5-5	4	8	12	1.5-5	.	.	.	1
47	PICKETT, Austin	4-3	4	8	12	1.5-3
91	DAVIS, Giovanni	5-1	4	7	11	3.5-11	1.0-6
22	MOTON, Wanya	4-2	4	4	8	0.5-0	.	.	1	1
24	LANDERS, Jamarius	4-2	5	2	7	2.5-10	.	.	.	4
98	McNAIR, Traquan	5-0	3	2	5	1.0-1
92	DOTSON, Daylan	4-0	.	4	4	1.0-1	1	.
12	EVANS, Carson	5-1	3	1	4	.	.	.	1
99	DAVIS, Kenyonte	5-0	1	2	3
6	MOSS, AJ	5-0	2	1	3	1	.
13	ODOM, Marqwell	5-2	2	1	3
39	HOWARD, Xiere	4-0	1	2	3
38	COOLEY, Jermain	5-0	.	2	2	0.5-6	0.5-6
28	GUY, Vincent	2-0	1	1	2
15	DOWELL, Colton	5-5	.	2	2
2	WILLIAMS, Rodney	5-4	2	.	2
26	BOHANNA, Dazerius	2-0	1	.	1
19	LUCAS, Jack	4-0	.	1	1
21	WALLACE, Zak	5-1	.	1	1
TM	TEAM	4-0	1	.	1	1	.	.
9	BAKER, Oshae	3-0	1	.	1
Total.....		5-0	167	170	337	44-142	8-66	1-50	27	14	2-0	2	5	.
Opponents.....		5-0	142	164	306	33.0-140	11-92	6-17	15	32	4-0	7	1	1

TOTAL TACKLES GAME-BY-GAME

Name	UA-A	TOTAL	MSU	EIU	JSU	APSU	TSU
SIMS, Deven	22-23	45	5-2	3-6	4-8	5-3	5-4
FORD, John	17-15	32	4-3	1-4	7-1	2-6	3-1
AKINS, JaQuez	13-11	24	5-1	3-3	3-4	2-0	0-3
BOWDRY, Kameron	7-16	23	3-1	1-3	0-5	1-3	2-4
YOUNG, Takeem	14-7	21	1-0	4-2	3-3	2-1	4-1
JACKSON, Chrish	9-10	19	2-1	3-6	3-1	0-1	1-1
WOODS, Jay	15-4	19	4-2	1-0	3-2	4-0	3-0
HUNTER, Chris	8-10	18	1-1	1-1	1-5	3-0	2-3
STEPHENS, D'Car	12-6	18	2-1	6-0	0-2	1-0	3-3
HARMON, Korbin	6-11	17	1-1	1-2	1-2	0-3	3-3
SHIPP, Tevin	5-8	13	1-0	1-2	1-5	2-0	0-1
DuBOSE, David	4-8	12	1-2	0-2	0-1	0-1	3-2
PICKETT, Austin	4-8	12	3-3	1-1	0-4	DNP	-
DAVIS, Giovanni	4-7	11	2-1	0-2	1-2	1-0	0-2
MOTON, Wanya	4-4	8	-	DNP	2-3	2-1	-
LANDERS, Jamari	5-2	7	3-0	0-1	0-1	DNP	2-0
McNAIR, Traquan	3-2	5	0-1	-	0-1	-	3-0
EVANS, Carson	3-1	4	-	3-0	-	0-1	-
DOTSON, Daylan	0-4	4	DNP	-	0-3	-	0-1
DAVIS, Kenyonte	1-2	3	1-0	-	0-1	0-1	-
HOWARD, Xiere	1-2	3	DNP	1-1	0-1	-	-
ODOM, Marqwell	2-1	3	0-1	-	1-0	-	1-0
MOSS, AJ	2-1	3	-	1-0	1-1	-	-
WILLIAMS, Rodne	2-0	2	-	1-0	-	1-0	-
GUY, Vincent	1-1	2	DNP	1-1	DNP	DNP	-
COOLEY, Jermain	0-2	2	-	-	-	0-1	0-1
DOWELL, Colton	0-2	2	0-2	-	-	-	-
TEAM	1-0	1	-	-	1-0	-	-
BAKER, Oshae	1-0	1	DNP	-	DNP	1-0	-
BOHANNA, Dazeri	1-0	1	DNP	1-0	-	DNP	DNP
WALLACE, Zak	0-1	1	0-1	-	-	-	-
LUCAS, Jack	0-1	1	DNP	0-1	-	-	-

SEASON/CAREER STATISTICS

SEASON

CAREER

Rushing	gp	att	gain	loss	net	avg	td	lg	avg/g	gp	att	gain	loss	net	avg	td	lg	avg/g
LOGAN, Peyton	5	63	299	7	292	4.6	2	34	58.4	36	239	1486	50	1436	6.0	8	79	39.9
WALLACE, Zak	5	20	56	27	29	1.5	0	16	5.8	9	30	85	28	57	1.9	0	16	6.3
WINN, Dresser	5	8	38	22	16	2.0	1	27	3.2	19	131	467	282	185	1.4	5	44	9.7
YOUNG, Lamarqus	4	14	30	14	16	1.1	0	13	4.0	27	61	208	36	172	2.8	1	41	6.4
ODOM, Marqwell	5	1	5	0	5	5.0	0	5	1.0	17	4	29	1	28	7.0	0	17	1.6
TEAM	4	2	0	2	-2	-1.0	0	0	-0.5									
HOWELL, Stewart	1	2	2	10	-8	-4.0	0	2	-8.0	1	2	2	10	-8	-4.0	0	2	-8.0
BACHUS, John	5	23	51	72	-21	-0.9	1	10	-4.2	20	121	434	319	115	1.0	4	48	5.8
Total	5	133	481	154	327	2.5	4	34	65.4									
Opponents	5	203	934	150	784	3.9	7	65	156.8									

Passing	gp	effic	comp-att-int	pct	yds	td	lg	avg/g	gp	effic	comp-att-int	pct	yds	td	lg	avg/g
BACHUS, John	5	118.03	107-188-6	56.9	1157	9	44	231.4	20	131.26	313-549-15	57.0	3992	31	75	199.6
WINN, Dresser	5	77.45	6-11-0	54.5	30	0	11	6.0	19	131.85	215-344-11	62.5	2434	17	69	128.1
HOWELL, Stewart	1	127.50	3-4-0	75.0	25	0	12	25.0	1	127.50	3-4-0	75.0	25	0	12	25.0
Total	5	116.01	116-203-6	57.1	1212	9	44	242.4								
Opponents	5	138.06	72-138-1	52.2	1042	10	83	208.4								

Receiving	gp	no.	yds	avg	td	lg	avg/g	gp	no.	yds	avg	td	lg	avg/g
DOWELL, Colton	5	27	295	10.9	1	37	59.0	28	75	1198	16.0	8	73	42.8
WILLIAMS, Donnell	5	23	344	15.0	3	44	68.8	37	47	603	12.8	6	44	16.3
WILLIAMS, Rodney	5	22	244	11.1	4	21	48.8	38	62	717	11.6	4	40	18.9
LOGAN, Peyton	5	20	137	6.8	0	30	27.4	36	47	371	7.9	0	34	10.3
ODOM, Marqwell	5	14	97	6.9	0	28	19.4	17	18	189	10.5	1	66	11.1
YOUNG, Lamarqus	4	5	44	8.8	0	22	11.0	27	18	212	11.8	1	47	7.9
WALLACE, Zak	5	2	33	16.5	0	30	6.6	9	4	69	17.2	0	30	7.7
HORTON, Jeremy	3	2	15	7.5	0	12	5.0	16	11	141	12.8	0	29	8.8
GRIGLIONE, Richie	4	1	3	3.0	1	3	0.8	4	1	3	3.0	1	3	0.8
Total	5	116	1212	10.4	9	44	242.4							
Opponents	5	72	1042	14.5	10	83	208.4							

Total Offense	g	plays	rush	pass	total	avg/g	g	plays	rush	pass	total	avg/g
BACHUS, John	5	211	-21	1157	1136	227.2	20	670	115	3992	4107	205.4
LOGAN, Peyton	5	63	292	0	292	58.4	36	239	1436	0	1436	39.9
WINN, Dresser	5	19	16	30	46	9.2	19	475	185	2434	2619	137.8
WALLACE, Zak	5	20	29	0	29	5.8	9	30	57	0	57	6.3
HOWELL, Stewart	1	6	-8	25	17	17.0	1	6	-8	25	17	17.0
YOUNG, Lamarqus	4	14	16	0	16	4.0	27	61	172	0	172	6.4
ODOM, Marqwell	5	1	5	0	5	1.0	17	4	28	0	28	1.6
TEAM	4	2	-2	0	-2	-0.5						
Total	5	336	327	1212	1539	307.8						
Opponents	5	341	784	1042	1826	365.2						

Scoring	td	fg	PAT			dxp	saf	pts	td	fg	PAT			dxp	saf	pts
			kick	rush	rcv						kick	rush	rcv			
LARCO, Tyler	-	7-8	12-12	-	-	-	-	33	-	7-8	12-12	-	-	-	-	33
WILLIAMS, Rodney	4	-	-	-	-	-	-	24	4	-	-	-	-	-	-	24
WILLIAMS, Donnell	3	-	-	-	-	-	-	18	6	-	-	-	-	-	-	36
LOGAN, Peyton	2	-	-	-	-	-	-	12	10	-	-	-	-	-	-	60
DOWELL, Colton	1	-	-	-	1	-	-	8	8	-	-	-	1	-	-	50
BACHUS, John	1	-	-	-	-	1-2	-	6	4	-	-	1-1	-	1-3	-	26
FORD, John	1	-	-	-	-	-	-	6	1	-	-	-	-	-	-	6
GRIGLIONE, Richie	1	-	-	-	-	-	-	6	1	-	-	-	-	-	-	6
WINN, Dresser	1	-	-	-	-	-	-	6	5	-	-	-	-	-	-	30
Total	14	7-8	12-12	-	1	1-2	-	119								
Opponents	17	3-9	13-16	-	-	0-1	-	126								

Punt Returns	no.	yds	avg	td	lg	no.	yds	avg	td	lg
ODOM, Marqwell	1	2	2.0	0	2	1	2	2.0	0	2
Total	1	2	2.0	0	2					

SEASON/CAREER STATISTICS

SEASON

CAREER

Kick Returns	no.	yds	avg	td	lg	no.	yds	avg	td	lg
LOGAN, Peyton	2	22	11.0	0	20	39	1005	25.8	2	95
BUTLER, Kevin	2	36	18.0	0	22	2	36	18.0	0	22
YOUNG, Lamarcus	2	41	20.5	0	26	2	41	20.5	0	26
DOWELL, Colton	1	0	0.0	0	0	1	0	0.0	0	0
HUNTER, Chris	1	5	5.0	0	5	1	5	5.0	0	5
Total	8	104	13.0	0	26					
Opponents	9	169	18.8	0	53					

Interceptions	no.	yds	avg	td	lg	no.	yds	avg	td	lg
FORD, John	1	50	50.0	1	50	1	50	50.0	1	50
Total	1	50	50.0	1	50					
Opponents	6	17	2.8	0	7					

Fumble Returns	no.	yds	avg	td	lg	no.	yds	avg	td	lg
Total	0	0	0.0	0	0					
Opponents	0	0	0.0	0	0					

All Purpose	g	rush	rcv	pr	kr	ir	total	avg/g	g	rush	rcv	pr	kr	ir	total	avg/g
LOGAN, Peyton	5	292	137	0	22	0	451	90.2	36	1436	371	5	1005	0	2817	78.2
WILLIAMS, Donn	5	0	344	0	0	0	344	68.8	37	0	603	0	0	0	603	16.3
DOWELL, Colton	5	0	295	0	0	0	295	59.0	28	3	1198	0	0	0	1201	42.9
WILLIAMS, Rodn	5	0	244	0	0	0	244	48.8	38	0	717	0	41	0	758	19.9
ODOM, Marqwell	5	5	97	2	0	0	104	20.8	17	28	189	2	34	0	253	14.9
YOUNG, Lamarc	4	16	44	0	41	0	101	25.2	27	172	212	0	41	0	425	15.7
WALLACE, Zak	5	29	33	0	0	0	62	12.4	9	57	69	0	0	0	126	14.0
FORD, John	5	0	0	0	0	50	50	10.0	14	0	0	0	0	50	50	3.6
BUTLER, Kevin	5	0	0	0	36	0	36	7.2	12	0	51	0	36	0	87	7.2
WINN, Dresser	5	16	0	0	0	0	16	3.2	19	185	0	0	0	0	185	9.7
HORTON, Jerem	3	0	15	0	0	0	15	5.0	16	0	141	0	0	0	141	8.8
HUNTER, Chris	5	0	0	0	5	0	5	1.0	5	0	0	0	5	0	5	1.0
GRIGLIONE, Ric	4	0	3	0	0	0	3	0.8	4	0	3	0	0	0	3	0.8
TEAM	4	-2	0	0	0	0	-2	-0.5								
HOWELL, Stewa	1	-8	0	0	0	0	-8	-8.0	1	-8	0	0	0	0	-8	-8.0
BACHUS, John	5	-21	0	0	0	0	-21	-4.2	20	115	0	0	0	0	115	5.8
Total	5	327	1212	2	104	50	1695	339.0								
Opponents	5	784	1042	33	169	17	2045	409.0								

Field Goals	att	good	long	blkd	att	good	long	blkd
LARCO, Tyler	8	7	46	0	8	7	46	0
Total	8	7	46	0				
Opponents	9	3	51	2				

Punting	no.	yds	avg	lg	blk	no.	yds	avg	lg	blk
WINN, Dresser	22	904	41.1	67	0	22	904	41.1	67	0
LARCO, Tyler	4	159	39.8	47	0	4	159	39.8	47	0
TEAM	1	0	0.0	0	1					
Total	27	1063	39.4	67	1					
Opponents	25	942	37.7	64	1					

Kickoffs	no.	yds	avg	tb	ob	no.	yds	avg	tb	ob
LARCO, Tyler	23	990	43.0	1	2	23	990	43.0	1	2
WINN, Dresser	1	57	57.0	0	0	1	57	57.0	0	0
CLARK, Ryan	1	40	40.0	0	0	9	440	48.9	0	0
Total	25	1087	43.5	1	2					
Opponents	24	1211	50.5	6	1					

SEASON/CAREER STATISTICS

SEASON

CAREER

	Defensive Leaders	gp	ua	a	total	tfl	sack	int	pbu	fr	ff	blk	gp	ua	a	total	tfl	sack	int	pbu	fr	ff	blk
30	SIMS, Deven	5	23	23	46	4.5	1.0	.	4	.	1	.	23	41	46	87	5.5	1.0	.	11	.	2	.
1D	FORD, John	5	17	15	32	1.5	.	1	1	.	.	.	14	26	20	46	5.0	1.0	1	1	.	.	.
17	AKINS, JaQuez	5	13	11	24	2.5	.	.	4	1	1	.	17	66	50	116	8.0	.	1	10	3	3	.
95	BOWDRY, Kameron	5	7	16	23	3.5	2.0	1	21	9	45	54	6.5	3.5	.	.	.	2	1
3D	YOUNG, Takeem	5	14	7	21	3.5	.	.	4	.	.	.	27	37	49	86	3.5	.	2	12	1	.	.
4	WOODS, Jay	5	15	4	19	1.0	.	.	7	1	.	.	5	15	4	19	1.0	.	.	7	1	.	.
7	JACKSON, Chrishun	5	9	10	19	1.0	.	.	2	.	.	.	5	9	10	19	1.0	.	.	2	.	.	.
32	HUNTER, Chris	5	8	10	18	4.0	1.5	1	5	8	10	18	4.0	1.5	1
31	STEPHENS, D'Carrious	5	12	6	18	4.5	.	.	1	.	.	.	21	23	19	42	7.5	1.0	3	4	.	1	.
8	HARMON, Korbin	5	6	11	17	5.0	1.0	.	1	.	.	1	25	18	30	48	12.5	3.0	.	2	.	1	4
35	SHIPP, Tevin	5	5	8	13	1.0	.	.	1	.	.	.	6	5	8	13	1.0	.	.	1	.	.	.
45	DuBOSE, David	5	4	8	12	1.5	10	5	9	14	1.5
47	PICKETT, Austin	3	4	8	12	1.5	29	29	57	86	14.0	6.5	.	.	.	1	.
91	DAVIS, Giovanni	5	4	7	11	3.5	1.0	5	4	7	11	3.5	1.0
22	MOTON, Wanya	4	4	4	8	0.5	.	.	1	.	.	.	23	43	49	92	4.5	.	3	7	.	1	.
24	LANDERS, Jamarius	4	5	2	7	2.5	16	13	11	24	6.5	2.0	.	2	.	.	.
98	McNAIR, Traquan	5	3	2	5	1.0	6	3	2	5	1.0
12	EVANS, Carson	5	3	1	4	0.0	.	.	1	.	.	.	5	3	1	4	0.0	.	.	1	.	.	.
92	DOTSON, Daylan	4	.	4	4	1.0	1	4	.	4	4	1.0	1
6	MOSS, AJ	5	2	1	3	0.0	1	5	2	1	3	0.0	1
13	ODOM, Marqwell	5	2	1	3	0.0	17	5	3	8	0.0
39	HOWARD, Xiere	4	1	2	3	0.0	4	1	2	3	0.0
99	DAVIS, Kenyonte	5	1	2	3	0.0	17	3	9	12	1.5	1.0
2	WILLIAMS, Rodney	5	2	.	2	0.0	38	3	.	3	1.0
15	DOWELL, Colton	5	.	2	2	0.0	28	1	4	5	0.0
28	GUY, Vincent	2	1	1	2	0.0	2	1	1	2	0.0
38	COOLEY, Jermain	5	.	2	2	0.5	0.5	10	1	3	4	0.5	0.5
26	BOHANNA, Dazerius	2	1	.	1	0.0	2	1	.	1	0.0
9	BAKER, Oshae	3	1	.	1	0.0	3	1	.	1	0.0
21	WALLACE, Zak	5	.	1	1	0.0	9	.	1	1	0.0
19	LUCAS, Jack	4	.	1	1	0.0	4	.	1	1	0.0
TM	TEAM	4	1	.	1	0.0	1	.											
	Total	5	168	170	338	44	8	1	27	2	3	5											
	Opponents	5	142	164	306	33	11	6	15	4	7	1											

TEAM GAME-BY-GAME STATISTICS

TEAM STATISTICS

Date	Opponent	Rushing				Receiving				Passing				Kick Returns				Punt Returns				tot off	
		no.	yds	td	lg	no.	yds	td	lg	cmp	att	int	yds	td	lg	no.	yds	td	lg	no.	yds		td
Feb 28	at Murray St.	30	110	1	34	15	100	0	15	15-31-2	100	0	15	2	2	0	2	0	0	0	0	0	210
Mar 07	EASTERN ILLINOIS	27	57	0	13	26	269	3	25	26-38-1	269	3	25	1	5	0	5	1	2	0	2	326	
Mar 14	JACKSONVILLE STATE	20	29	1	10	24	252	1	29	24-43-0	252	1	29	3	51	0	22	0	0	0	0	281	
Mar 21	at Austin Peay	36	77	1	20	24	285	3	44	24-44-0	285	3	44	2	46	0	26	0	0	0	0	362	
Mar 28	at Tennessee State	20	54	1	16	27	306	2	37	27-47-3	306	2	37	0	0	0	0	0	0	0	0	360	
		133	327	4	34	116	1212	9	44	116-203-6	1212	9	44	8	104	0	26	1	2	0	2	1539	
Opponents		203	784	7	65	72	1042	10	83	72-138-1	1042	10	83	9	169	0	53	6	33	0	19	1826	

Games: 5 • Avg/rush: 2.5 • Avg/catch: 10.4 • Pass effic: 116.01 • KR avg: 13.0 • PR avg: 2.0 • All purpose avg/game: 339.0 • Total offense avg/gm: 307.8

Date	Opponent	Tackles				Sacks no-yds	Fumble		Pass Defense			blkd kick	PAT Attempts			off		
		ua	a	total	tfl-yds		ff	fr-yds	int-yds	qbh	brup		kick	rush	rcv	saf	t/o	pts
Feb 28	at Murray St.	39	24	63	7.0-24	1.0-5	1	1-0	0-0	3	3	1	1-1	0	0	0	7	10
Mar 07	EASTERN ILLINOIS	34	38	72	12.0-37	1.0-7	0	0-0	1-50	9	8	0	4-4	0	0	0	7	28
Mar 14	JACKSONVILLE STATE	32	56	88	8.0-22	2.0-11	1	1-0	0-0	0	5	1	2-2	0	0	0	3	20
Mar 21	at Austin Peay	27	22	49	4.0-19	3.0-16	0	0-0	0-0	2	8	1	4-4	0	0	0	0	37
Mar 28	at Tennessee State	35	30	65	13.0-40	1.0-13	0	0-0	0-0	0	3	2	1-1	0	1	0	0	24
		167	170	337	44.0-142	7.0-52	2	2-0	1-50	14	27	5	12-12	0	1	0	17	119
Opponents		142	164	306	33.0-140	11.0-92	7	4-0	6-17	32	15	1	13-16	0	0	1	23	126

Date	Opponent	Punting					Field Goals				Kickoffs				
		no.	yds	avg	long	blkd	md	att	long	blkd	no.	yds	avg	tb	ob
Feb 28	at Murray St.	7	299	42.7	58	0	1	1	34	0	3	124	41.3	1	0
Mar 07	EASTERN ILLINOIS	4	116	29.0	44	1	0	0	0	0	6	297	49.5	0	0
Mar 14	JACKSONVILLE STATE	5	188	37.6	48	0	2	3	21	0	5	257	51.4	0	1
Mar 21	at Austin Peay	7	301	43.0	67	0	4	2	46	0	7	267	38.1	0	0
Mar 28	at Tennessee State	4	159	39.8	47	0	1	0	33	0	4	142	35.5	0	1
		27	1063	39.4	67	1	10	5	46	0	25	1087	43.5	1	2
Opponents		25	942	37.7	64	1	13	2	51	2	24	1211	50.5	6	1

OPP. GAME-BY-GAME STATISTICS

OPPONENT STATISTICS

Date	Opponent	Rushing				Receiving				Passing				Kick Returns				Punt Returns				tot off
		no.	yds	td	lg	no.	yds	td	lg	cmp-att-int	yds	td	lg	no.	yds	td	lg	no.	yds	td	lg	
Feb 28	at Murray St.	45	176	1	26	10	152	1	83	10-22-0	152	1	83	1	10	0	10	2	-2	0	0	328
Mar 07	EASTERN ILLINOIS	25	59	0	18	26	279	2	45	26-49-1	279	2	45	4	108	0	53	1	23	0	0	338
Mar 14	JACKSONVILLE STATE	53	212	2	19	11	215	3	67	11-20-0	215	3	67	4	51	0	36	1	-2	0	0	427
Mar 21	at Austin Peay	33	133	1	30	16	305	4	51	16-31-0	305	4	51	0	0	0	0	1	19	0	19	438
Mar 28	at Tennessee State	47	204	3	65	9	91	0	26	9-16-0	91	0	26	0	0	0	0	1	-5	0	0	295
		203	784	7	65	72	1042	10	83	72-138-1	1042	10	83	9	169	0	53	6	33	0	19	1826
UT Martin		133	327	4	34	116	1212	9	44	116-203-6	1212	9	44	8	104	0	26	1	2	0	2	1539

Games: 5 • Avg/rush: 3.9 • Avg/catch: 14.5 • Pass effic: 138.06 • KR avg: 18.8 • PR avg: 5.5 • All purpose avg/game: 409.0 • Total offense avg/gm: 365.2

Date	Opponent	Tackles				Sacks no-yds	Fumble		Pass Defense			blkd kick	PAT Attempts			off		
		ua	a	total	tfl-yds		ff	fr-yds	int-yds	qbh	brup		kick	rush	rcv	saf	t/o	pts
Feb 28	at Murray St.	35	12	47	5.0-41	3.0-38	2	1-0	2-7	6	1	0	2-2	0	0	0	7	14
Mar 07	EASTERN ILLINOIS	22	48	70	8.0-11	0.0-0	2	1-0	1-0	5	3	1	1-1	0	0	1	0	15
Mar 14	JACKSONVILLE STATE	21	42	63	5.0-26	1.0-14	2	2-0	0-0	9	2	0	4-5	0	0	0	7	37
Mar 21	at Austin Peay	33	46	79	9.0-40	4.0-31	0	0-0	0-0	8	4	0	4-5	0	0	0	0	34
Mar 28	at Tennessee State	31	16	47	6.0-22	3.0-9	1	0-0	3-10	4	5	0	2-3	0	0	0	9	26
		142	164	306	33.0-140	11.0-92	7	4-0	6-17	32	15	1	13-16	0	0	1	23	126
UT Martin		167	170	337	44.0-142	7.0-52	2	2-0	1-50	14	27	5	12-12	0	1	0	17	119

Date	Opponent	Punting					Field Goals					Kickoffs				
		no.	yds	avg	long	blkd	md-att	long	blkd	no.	yds	avg	tb	ob		
Feb 28	at Murray St.	7	271	38.7	64	0	0-2	0	1	3	127	42.3	1	0		
Mar 07	EASTERN ILLINOIS	3	129	43.0	53	0	0-1	0	0	3	118	39.3	0	0		
Mar 14	JACKSONVILLE STATE	4	168	42.0	44	0	1-2	25	0	6	300	50.0	0	0		
Mar 21	at Austin Peay	6	192	32.0	42	0	0-0	0	0	6	312	52.0	1	0		
Mar 28	at Tennessee State	5	182	36.4	48	1	2-4	51	1	6	354	59.0	4	1		
		25	942	37.7	64	1	3-9	51	2	24	1211	50.5	6	1		
UT Martin		27	1063	39.4	67	1	7-8	46	0	25	1087	43.5	1	2		

REDZONE STATISTICS

UT Martin Inside Opponent Red-Zone

Date	Opponent	Score	Times		Total	Rush	Pass	FGs	Failed to score inside RZ						
			In RZ	Scored	Pts	TDs	TDs	TDs	Made	FGA	Down	Int	Fumb	Half	Game
Feb 28, 2021	at Murray St.	L 10-14	3	2	10	1	1	0	1	0	1	0	0	0	0
Mar 07, 2021	EASTERN ILLINOIS	W 28-15	3	2	14	2	0	2	0	0	0	1	0	0	0
Mar 14, 2021	JACKSONVILLE STATE	L 20-37	5	4	20	2	1	1	2	1	0	0	0	0	0
Mar 21, 2021	at Austin Peay	W 37-34	5	5	31	4	1	3	1	0	0	0	0	0	0
Mar 28, 2021	at Tennessee State	L 24-26	3	3	17	2	1	1	1	0	0	0	0	0	0
Totals			19	16	92	11	4	7	5	1	1	1	0	0	0
16 of 19 (84.2%)															

Opponents Inside UT Martin Red-Zone

Date	Opponent	Score	Times		Total	Rush	Pass	FGs	Failed to score inside RZ						
			In RZ	Scored	Pts	TDs	TDs	TDs	Made	FGA	Down	Int	Fumb	Half	Game
Feb 28, 2021	at Murray St.	L 10-14	2	1	7	1	1	0	0	1	0	0	0	0	0
Mar 07, 2021	EASTERN ILLINOIS	W 28-15	2	1	7	1	0	1	0	0	1	0	0	0	0
Mar 14, 2021	JACKSONVILLE STATE	L 20-37	6	5	31	4	2	2	1	1	0	0	0	0	0
Mar 21, 2021	at Austin Peay	W 37-34	2	2	14	2	1	1	0	0	0	0	0	0	0
Mar 28, 2021	at Tennessee State	L 24-26	3	2	10	1	1	0	1	1	0	0	0	0	0
Totals			15	11	69	9	5	4	2	3	1	0	0	0	0
11 of 15 (73.3%)															

QUARTER STATISTICS

3rd-Down Conversions

Date	Opponent	Score	Overall	1st Qtr	2nd Qtr	3rd Qtr	4th Qtr	Overtime
Feb 28, 2021	at Murray St.	L 10-14	3-13 23.1	0-3 0.0	3-5 60.0	0-3 0.0	0-2 0.0	
Mar 07, 2021	EASTERN ILLINOIS	W 28-15	8-15 53.3	2-4 50.0	2-2 100.0	3-5 60.0	1-4 25.0	
Mar 14, 2021	JACKSONVILLE STATE	L 20-37	3-12 25.0	0-3 0.0	0-4 0.0	2-4 50.0	1-1 100.0	
Mar 21, 2021	at Austin Peay	W 37-34	8-20 40.0	1-3 33.3	1-6 16.7	2-5 40.0	4-6 66.7	
Mar 28, 2021	at Tennessee State	L 24-26	5-14 35.7	0-2 0.0	1-3 33.3	1-4 25.0	3-5 60.0	
	UT Martin		27-74 36.5	3-15 20.0	7-20 35.0	8-21 38.1	9-18 50.0	0-0 0.0
	Opponents		25-74 33.8	6-17 35.3	9-19 47.4	7-21 33.3	3-17 17.6	0-0 0.0

4th-Down Conversions

Date	Opponent	Score	Overall	1st Qtr	2nd Qtr	3rd Qtr	4th Qtr	Overtime
Feb 28, 2021	at Murray St.	L 10-14	1-2 50.0	1-2 50.0	0-0 0.0	0-0 0.0	0-0 0.0	
Mar 07, 2021	EASTERN ILLINOIS	W 28-15	0-1 0.0	0-0 0.0	0-0 0.0	0-0 0.0	0-1 0.0	
Mar 14, 2021	JACKSONVILLE STATE	L 20-37	0-0 0.0	0-0 0.0	0-0 0.0	0-0 0.0	0-0 0.0	
Mar 21, 2021	at Austin Peay	W 37-34	2-2 100.0	0-0 0.0	2-2 100.0	0-0 0.0	0-0 0.0	
Mar 28, 2021	at Tennessee State	L 24-26	2-3 66.7	0-0 0.0	0-0 0.0	1-2 50.0	1-1 100.0	
	UT Martin		5-8 62.5	1-2 50.0	2-2 100.0	1-2 50.0	1-2 50.0	0-0 0.0
	Opponents		3-11 27.3	0-4 0.0	2-2 100.0	0-1 0.0	1-4 25.0	0-0 0.0

Time of Possession

Date	Opponent	Score	Overall	1st Qtr	2nd Qtr	3rd Qtr	4th Qtr	Overtime
Feb 28, 2021	at Murray St.	L 10-14	26:48	6:47	8:23	5:00	6:38	
Mar 07, 2021	EASTERN ILLINOIS	W 28-15	29:28	6:01	5:59	9:42	7:46	
Mar 14, 2021	JACKSONVILLE STATE	L 20-37	25:44	9:42	5:14	7:47	3:01	
Mar 21, 2021	at Austin Peay	W 37-34	37:46	8:15	9:30	9:58	10:03	
Mar 28, 2021	at Tennessee State	L 24-26	27:46	6:43	5:35	6:14	9:14	
	UT Martin	Total	147:32	37:28	34:41	38:41	36:42	0:00
		Avg.	29:30	7:29	6:56	7:44	7:20	0:00
	Opponents	Total	152:28	37:32	40:19	36:19	38:18	0:00
		Avg.	30:29	7:30	8:03	7:15	7:39	0:00

LONGEST PLAYS

25-YARD PLUS PLAYS

Yds	Type	Player(s)	Opponent
50*	INT	FORD, John	Eastern Illinois
44	Pass	WILLIAMS, Donnell from BACHUS, John	Austin Peay
37	Pass	DOWELL, Colton from BACHUS, John	Tennessee State
36	Pass	DOWELL, Colton from BACHUS, John	Austin Peay
34	Rush	LOGAN, Peyton	Murray St.
30	Pass	LOGAN, Peyton from BACHUS, John	Tennessee State
30	Pass	WALLACE, Zak from BACHUS, John	Tennessee State
29	Pass	WILLIAMS, Donnell from BACHUS, John	Jacksonville State
28	Pass	ODOM, Marqwell from BACHUS, John	Tennessee State
27	Rush	WINN, Dresser	Murray St.
26	KR	YOUNG, Lamarcus	Austin Peay
25	Pass	WILLIAMS, Donnell from BACHUS, John	Austin Peay
25	Pass	WILLIAMS, Donnell from BACHUS, John	Eastern Illinois

* touchdown scored on play

LONG PLAYS BY THE NUMBERS

Long Plays By Yards	No.	TD
100+	0	0
90-99	0	0
80-89	0	0
70-79	0	0
60-69	0	0
50-59	1	1
40-49	1	0
30-39	5	0
20-29	15	3

Long Plays By Type	No.	TD
Rushing	3	0
Passing	15	3
Punt returns	0	0
Kick returns	3	0
Interceptions	1	1
Fumble returns	0	0
Other	0	0
TOTAL	22	4

25-YARD PLUS BY PLAYER

Player	No.	TD	R	P	KR	PR	IR	FR
WILLIAMS, Donnell	6	1	0	6	0	0	0	0
LOGAN, Peyton	5	0	2	2	1	0	0	0
WILLIAMS, Rodney	2	2	0	2	0	0	0	0
YOUNG, Lamarcus	2	0	0	1	1	0	0	0
DOWELL, Colton	2	0	0	2	0	0	0	0
FORD, John	1	1	0	0	0	0	1	0
WINN, Dresser	1	0	1	0	0	0	0	0
WALLACE, Zak	1	0	0	1	0	0	0	0
BUTLER, Kevin	1	0	0	0	1	0	0	0
ODOM, Marqwell	1	0	0	1	0	0	0	0
TOTAL	22	4	3	15	3	0	1	0

LONGEST PLAYS OF THE YEAR

Rushing

34 LOGAN, Peyton vs Murray St. (2/28/2021)

Rushing Touchdown

6 LOGAN, Peyton vs Austin Peay (3/21/2021)

Passing

44 WILLIAMS, Donnell from BACHUS, John vs Austin Peay (3/21/2021)

Passing Touchdown

23 WILLIAMS, Donnell from BACHUS, John vs Tennessee State (3/28/2021)

Punt Return

2 ODOM, Marqwell vs Eastern Illinois (3/7/2021)

Kick Return

26 YOUNG, Lamarcus vs Austin Peay (3/21/2021)

Interception Return

50 FORD, John vs Eastern Illinois (3/7/2021)

Fumble Return

None

Punt

67 WINN, Dresser vs Austin Peay (3/21/2021)

Field Goal

46 LARCO, Tyler vs Austin Peay (3/21/2021)

GAME-BY-GAME RECAPS

Game 1: UT Martin at Murray State

Stewart Stadium • Murray, Ky.

Sunday, Feb. 28 • 2 p.m.

10 - 14 **FINAL**

UT MARTIN (0-1, 0-1) SKYHAWKS vs MURRAY STATE (1-0, 1-0) RACERS

	UTM	MSU
Score	10	14
FIRST DOWNS	13	16
RUSHES-YARDS (NET)	30-110	45-176
PASSING YDS (NET)	100	152
Passes Att-Comp-Int	31-15-2	22-10-0
TOTAL OFFENSE PLAYS-YARDS	61-210	67-328
Fumble Returns-Yards	0-0	0-0
Punt Returns-Yards	0-0	2-2
Kickoff Returns-Yards	2-2	1-10
Interception Returns-Yards	0-0	2-7
Punts (Number-Avg)	7-42.7	7-38.7
Fumbles-Lost	2-1	1-1
Penalties-Yards	7-53	7-42
Possession Time	26:48	33:12
Third-Down Conversions	3 of 13	6 of 17
Fourth-Down Conversions	1 of 2	0 of 1
Red-Zone Scores-Chances	2-3	1-2

MURRAY STATE AT A GLANCE

UT Martin struggled to generate much offensively, scratching out a 34-yard field goal late in the first half by Tyler Larco. Following a two hour and 17 minute severe weather delay, the Skyhawks would score a touchdown on a one-yard scamper by Dresser Winn with less than a minute to play in the contest but would never hold a lead in the season-opener, falling to Murray State 14-10.

										UTM		MSU						
Score										10	14							
FIRST DOWNS										13	16							
RUSHES-YARDS (NET)										30-110	45-176							
PASSING YDS (NET)										100	152							
Passes Att-Comp-Int										31-15-2	22-10-0							
TOTAL OFFENSE PLAYS-YARDS										61-210	67-328							
Fumble Returns-Yards										0-0	0-0							
Punt Returns-Yards										0-0	2-2							
Kickoff Returns-Yards										2-2	1-10							
Interception Returns-Yards										0-0	2-7							
Punts (Number-Avg)										7-42.7	7-38.7							
Fumbles-Lost										2-1	1-1							
Penalties-Yards										7-53	7-42							
Possession Time										26:48	33:12							
Third-Down Conversions										3 of 13	6 of 17							
Fourth-Down Conversions										1 of 2	0 of 1							
Red-Zone Scores-Chances										2-3	1-2							
UT Martin										Murray St.								
Rushing										No.		Gain	Loss	Net	TD	Lg	Avg	
LOGAN, Peyton										15	93	2	91	0	34	6.1		
WINN, Dresser										3	28	9	19	1	27	6.3		
WALLACE, Zak										3	6	0	6	0	6	2.0		
ODOM, Marquell										1	5	0	5	0	5	5.0		
Passing										C-A-I		Yds	TD	Long	Sack			
BACHUS, John										13-26-2	81	0	15	2				
WINN, Dresser										2-5-0	19	0	11	1				
Receiving										No.		Yards	TD	Long				
DOWELL, Colton										7	61	0	15					
LOGAN, Peyton										6	36	0	9					
HORTON, Jeremy										1	3	0	3					
WILLIAMS, Rodney										1	0	0	0					
Punting										No.		Yds	Avg	Long	In20	TB		
WINN, Dresser										7	299	42.7	58	3	0			
Punt Returns										No.		Yards	TD	Long				
Kick Returns										No.		Yards	TD	Long				
LOGAN, Peyton										1	2	0	2					
DOWELL, Colton										1	0	0	0					
Tackles										UA-A		Total	Sacks	TFL				
SIMS, Deven										5-2	7	0.0	1.0					
FORD, John										4-3	7	0.0	0.0					
AKINS, JaQuez										5-1	6	0.0	2.0					
WOODS, Jay										4-2	6	0.0	0.0					
Qtr										Time		Scoring Play					V-H	
1st										07:28		MSU - Dallas,Dequan 83 yd pass from Rice,Preston (Webber,Zaden kick), 1-83 0:10					0 - 7	
2nd										02:54		UTM - LARCO, Tyler 34 yd field goal, 13-39 7:18					3 - 7	
4th										04:11		MSU - Rice,Preston 2 yd run (Webber,Zaden kick), 9-65 4:47					3 - 14	
										00:59		UTM - WINN, Dresser 1 yd run (LARCO, Tyler kick), 6-58 1:14					10 - 14	

Game 2: UT Martin at Murray State

Graham Stadium • Martin, Tenn.

Sunday, March 7 • 1 p.m.

28 - 15 **FINAL**

UT MARTIN (1-1, 1-1 OVC) SKYHAWKS vs EASTERN ILLINOIS (0-2, 0-2 OVC) PANTHERS

	UTM	EIU
Score	28	15
FIRST DOWNS	17	19
RUSHES-YARDS (NET)	25-59	27-57
PASSING YDS (NET)	279	269
Passes Att-Comp-Int	49-26-1	38-26-1
TOTAL OFFENSE PLAYS-YARDS	74-338	65-326
Fumble Returns-Yards	0-0	0-0
Punt Returns-Yards	1-23	1-2
Kickoff Returns-Yards	4-108	1-5
Interception Returns-Yards	1-0	1-50
Punts (Number-Avg)	3-43.0	4-29.0
Fumbles-Lost	0-0	3-1
Penalties-Yards	5-40	5-55
Possession Time	30:32	29:28
Third-Down Conversions	4 of 17	8 of 15
Fourth-Down Conversions	3 of 8	0 of 1
Red-Zone Scores-Chances	1-2	2-3

EASTERN ILLINOIS AT A GLANCE

The Skyhawks jumped out to an early lead, scoring the first 21 points of the game. John Bachus III threw for three touchdowns in the contest finding Rodney Williams II and Donnell Williams for big afternoons where they combined for 12 receptions, 161 yards and three touchdowns. Junior John Ford also tallied his first career interception and returned it 50 yards for a touchdown.

Eastern Illinois											UT Martin										
Score											15 28										
FIRST DOWNS											17 19										
RUSHES-YARDS (NET)											25-59 27-57										
PASSING YDS (NET)											279 269										
Passes Att-Comp-Int											49-26-1 38-26-1										
TOTAL OFFENSE PLAYS-YARDS											74-338 65-326										
Fumble Returns-Yards											0-0 0-0										
Punt Returns-Yards											1-23 1-2										
Kickoff Returns-Yards											4-108 1-5										
Interception Returns-Yards											1-0 1-50										
Punts (Number-Avg)											3-43.0 4-29.0										
Fumbles-Lost											0-0 3-1										
Penalties-Yards											5-40 5-55										
Possession Time											30:32 29:28										
Third-Down Conversions											4 of 17 8 of 15										
Fourth-Down Conversions											3 of 8 0 of 1										
Red-Zone Scores-Chances											1-2 2-3										
Eastern Illinois											UT Martin										
Rushing											Rushing										
No. Gain Loss Net TD Lg Avg											No. Gain Loss Net TD Lg Avg										
BENEFIELD, J											LOGAN, Peyton										
13 47 18 29 0 18 2.2											13 45 4 41 0 8 3.2										
SMITH, Jordan											YOUNG, Lamarcus										
9 28 4 24 0 10 2.7											3 18 2 16 0 13 5.3										
WOODBERRY, Harry											BACHUS, John										
3 13 7 6 0 10 2.0											3 11 1 10 0 7 3.3										
											WINN, Dresser										
											2 1 3 -2 0 1 -10.0										
Passing											Passing										
C-A-I Yds TD Long Sack											C-A-I Yds TD Long Sack										
WOODBERRY, Harry											BACHUS, John										
26-49-1 279 2 45 1											24-36-1 259 3 25 0										
											WINN, Dresser										
											2-2-0 10 0 8 0										
Receiving											Receiving										
No. Yards TD Long											No. Yards TD Long										
JUDD, Matt											WILLIAMS, Rodney										
5 73 1 26											8 95 2 21										
COOKS, DeWayne											DOWELL, Colton										
5 67 1 45											6 45 0 16										
HAMILTON, Tyler											WILLIAMS, Donnell										
5 35 0 21											4 66 1 25										
BENEFIELD, J											LOGAN, Peyton										
3 19 0 10											4 15 0 6										
Punting											Punting										
No. Yds Avg Long In20 TB											No. Yds Avg Long In20 TB										
GALLOWAY, Stone											WINN, Dresser										
3 129 43.0 53 1 0											3 116 38.7 44 1 1										
											TEAM										
											1 0 0.0 0 0 0										
Punt Returns											Punt Returns										
No. Yards TD Long											No. Yards TD Long										
SMITH,DeAinous											ODOM, Marquell										
1 23 0 0											1 2 0 2										
Kick Returns											Kick Returns										
No. Yards TD Long											No. Yards TD Long										
JUDD, Matt											HUNTER, Chris										
3 98 0 53											1 5 0 5										
BENEFIELD, J																					
1 10 0 10																					
Tackles											Tackles										
UA-A Total Sacks TFL											UA-A Total Sacks TFL										
JOHNSON, Jason											SIMS, Deven										
3-5 8 0.0 1.5											3-6 9 0.0 0.5										
SHOCKEY, A.											JACKSON, Chrishun										
1-7 8 0.0 0.0											3-6 9 0.0 1.0										
ROSS, JJ											STEPHENS, D'Carrio										
4-2 6 0.0 0.0											6-0 6 0.0 1.0										
CRITTENDEN, Ray											YOUNG, Takeem										
3-3 6 0.0 1.0											4-2 6 0.0 2.0										
Qtr Time Scoring Play											Qtr Time Scoring Play										
1st 03:02 UTM - WILLIAMS, Rodney 21 yd pass from BACHUS, John (LARCO, Tyler kick), 6-72 2:16											0 - 7										
2nd 09:07 UTM - WILLIAMS, Donnell 16 yd pass from BACHUS, John (LARCO, Tyler kick), 9-65 3:48											0 - 14										
08:11 UTM - FORD, John 50 yd interception return (LARCO, Tyler kick)											0 - 21										
02:11 EIU - JUDD, Matt 6 yd pass from WOODBERRY, Harry (GALLOWAY, Stone kick), 11-35 5:51											7 - 21										
08:36 UTM - WILLIAMS, Rodney 15 yd pass from BACHUS, John (LARCO, Tyler kick), 13-76 6:24											7 - 28										
14:14 EIU - COOKS, DeWayne 45 yd pass from WOODBERRY, Harry (WOODBERRY, Harry pass failed), 5-64 2:16											13 - 28										
12:04 EIU - TEAM safety											15 - 28										

GAME-BY-GAME RECAPS

Game 3: UT Martin vs. #10 Jacksonville State

Graham Stadium • Martin, Tenn.

Sunday, March 14 • 1 p.m.



JACKSONVILLE STATE AT A GLANCE

UT Martin scored the first 10 points of the contest before allowing No. 10 Jacksonville State to score 27 unanswered points and pull away late for a 37-20 victory. The Skyhawks tallied just 29 rushing yards, recording the second straight game with less than 100-rushing yards. Senior receiving Donnell Williams tallied his first 100-yard receiving performance with seven catches for 108 yards. Freshman Tyler Larco booted a pair of 21-yard field goals.

	JSU	UTM
Score	37	20
FIRST DOWNS	23	20
RUSHES-YARDS (NET)	53-212	20-29
PASSING YDS (NET)	215	252
Passes Att-Comp-Int	20-11-0	43-24-0
TOTAL OFFENSE PLAYS-YARDS	73-427	63-281
Fumble Returns-Yards	0-0	0-0
Punt Returns-Yards	1-2	0-0
Kickoff Returns-Yards	4-51	3-51
Interception Returns-Yards	0-0	0-0
Punts (Number-Avg)	4-42.0	5-37.6
Fumbles-Lost	1-1	2-2
Penalties-Yards	12-129	8-95
Possession Time	34:16	25:44
Third-Down Conversions	7 of 14	3 of 12
Fourth-Down Conversions	0 of 0	0 of 0
Red-Zone Scores-Chances	5-6	4-5

Jacksonville State

Rushing	No.	Gain	Loss	Net	TD	Lg	Avg
JACKSON, Pat	18	96	9	87	0	17	4.8
WEST, Uriah	14	71	0	71	1	19	5.1
SAMUEL, Josh	9	37	0	37	1	10	4.1
PETTWAY, Mike	1	7	0	7	0	7	7.0

Passing	C-A-I	Yds	TD	Long	Sack
WEBB, Zion	11-20-0	215	3	67	2

Receiving	No.	Yards	TD	Long
RUSSELL, Dave	5	107	1	67
EDWARDS, Ahmad	1	39	1	39
MONTGOMERY, Isai	1	30	0	30
PETTWAY, Mike	1	14	1	14

Punting	No.	Yds	Avg	Long	In20	TB
DAWSON, Jack	4	168	42.0	44	2	0

Punt Returns	No.	Yards	TD	Long
CHARLESTON, Quan	1	-2	0	0

Kick Returns	No.	Yards	TD	Long
COLEMAN, DJ	2	0	0	0
WEST, Uriah	1	15	0	15

Tackles	UA-A	Total	Sacks	TFL
HARRIS, Jeremiah	2-7	9	0.0	0.5
CLARK, Marshall	1-8	9	0.0	0.5
JOINER, Darius	3-5	8	0.0	0.0
BENTON, Markail	2-3	5	0.0	0.5

UT Martin

Rushing	No.	Gain	Loss	Net	TD	Lg	Avg
LOGAN, Peyton	8	34	0	34	0	10	4.2
WALLACE, Zak	6	18	7	11	0	10	1.8
YOUNG, Lamaricus	3	0	5	-5	0	0	-1.7
BACHUS, John	3	3	14	-11	1	2	-3.7

Passing	C-A-I	Yds	TD	Long	Sack
BACHUS, John	24-43-0	252	1	29	1

Receiving	No.	Yards	TD	Long
WILLIAMS, Donnell	7	108	0	29
DOWELL, Colton	5	59	1	15
WILLIAMS, Rodney	4	42	0	18
LOGAN, Peyton	3	15	0	11

Punting	No.	Yds	Avg	Long	In20	TB
WINN, Dresser	5	188	37.6	48	0	0

Punt Returns	No.	Yards	TD	Long
WINN, Dresser	5	188	37.6	48

Kick Returns	No.	Yards	TD	Long
BUTLER, Kevin	2	36	0	22
YOUNG, Lamaricus	1	15	0	15

Tackles	UA-A	Total	Sacks	TFL
SIMS, Deven	4-8	12	1.0	1.5
FORD, John	7-1	8	0.0	0.0
AKINS, JaQuez	3-4	7	0.0	0.0
YOUNG, Takeem	3-3	6	0.0	1.5

Qtr	Time	Scoring Play	V-H
1st	12:23	UTM - LARCO, Tyler 21 yd field goal, 5-23 1:58	0 - 3
	02:52	UTM - BACHUS, John 1 yd run (LARCO, Tyler kick), 12-95 6:17	0 - 10
2nd	10:53	JSU - SAMUEL, Josh 4 yd run (KARAJIC, Alen kick), 2-7 0:31	7 - 10
	03:48	JSU - RUSSELL, Dave 6 yd pass from WEBB, Zion (KARAJIC, Alen kick), 11-60 5:11	14 - 10
	01:34	JSU - EDWARDS, Ahmad 39 yd pass from WEBB, Zion (KARAJIC, Alen kick blocked), 3-63 0:21	20 - 10
3rd	06:31	JSU - PETTWAY, Mike 14 yd pass from WEBB, Zion (KARAJIC, Alen kick), 9-79 3:36	27 - 10
	02:50	UTM - LARCO, Tyler 21 yd field goal, 10-76 3:35	27 - 13
	12:31	JSU - KARAJIC, Alen 25 yd field goal, 11-62 5:14	30 - 13
	09:30	UTM - DOWELL, Colton 15 yd pass from BACHUS, John (LARCO, Tyler kick), 9-75 3:01	30 - 20
	02:18	JSU - WEST, Uriah 5 yd run (KARAJIC, Alen kick), 12-65 7:19	37 - 20

Game 4: UT Martin at Austin Peay

Fortera Stadium • Clarksville, Tenn.

Sunday, March 21 • 2 p.m.



AUSTIN PEAY AT A GLANCE

The Skyhawks picked up their first win in Clarksville since 2015 on the steady leg of Tyler Larco who was perfect on the afternoon, booting three field goals from 30, 41 and most importantly 46 yards and time expired to lift UT Martin to a 37-34 victory over Austin Peay. The game was tied or the lead changed hands 11 times in the contest with Peyton Logan tallying his first touchdown of the season while John Bachus III contacted with three passing touchdowns to Rodney Williams II, Donnell Williams and Richie Griglion III.

	UTM	GOVERNOR
Score	37	34
FIRST DOWNS	22	20
RUSHES-YARDS (NET)	36-77	33-133
PASSING YDS (NET)	285	305
Passes Att-Comp-Int	44-24-0	31-16-0
TOTAL OFFENSE PLAYS-YARDS	80-362	64-438
Fumble Returns-Yards	0-0	0-0
Punt Returns-Yards	0-0	1-19
Kickoff Returns-Yards	2-46	0-0
Interception Returns-Yards	0-0	0-0
Punts (Number-Avg)	7-43.0	6-32.0
Fumbles-Lost	0-0	0-0
Penalties-Yards	5-25	6-55
Possession Time	37:46	22:14
Third-Down Conversions	8 of 20	5 of 13
Fourth-Down Conversions	2 of 2	0 of 2
Red-Zone Scores-Chances	5-5	2-2

UT Martin

Rushing	No.	Gain	Loss	Net	TD	Lg	Avg
LOGAN, Peyton	17	83	1	82	1	20	4.8
WALLACE, Zak	4	10	0	10	0	4	2.5
YOUNG, Lamaricus	8	12	7	5	0	4	0.6
WINN, Dresser	3	9	10	-1	0	7	-0.3

Passing	C-A-I	Yds	TD	Long	Sack
BACHUS, John	19-36-0	259	3	44	2
HOWELL, Stewart	3-4-0	25	0	12	1

Receiving	No.	Yards	TD	Long
DOWELL, Colton	6	77	0	36
ODOM, Marquell	6	34	0	11
WILLIAMS, Rodney	5	76	1	19
WILLIAMS, Donnell	3	85	1	44

Punting	No.	Yds	Avg	Long	In20	TB
WINN, Dresser	7	301	43.0	67	2	0

Punt Returns	No.	Yards	TD	Long
WINN, Dresser	7	301	43.0	67

Kick Returns	No.	Yards	TD	Long
YOUNG, Lamaricus	1	26	0	26
LOGAN, Peyton	1	20	0	20

Tackles	UA-A	Total	Sacks	TFL
SIMS, Deven	5-3	8	0.0	1.0
FORD, John	2-6	8	0.0	0.5

Austin Peay

Rushing	No.	Gain	Loss	Net	TD	Lg	Avg
Tanner, Ahmad	14	106	1	105	1	30	7.5
Evans, CJ	9	32	2	30	0	8	3.3
Harley, Baniko	1	0	0	0	0	0	0.0
Ellis, Draylen	9	30	32	-2	0	15	-0.2

Passing	C-A-I	Yds	TD	Long	Sack
Ellis, Draylen	16-31-0	305	4	51	3

Receiving	No.	Yards	TD	Long
Wilson, Deangelo	4	107	1	45
Minter, Eugene	4	97	2	51
Harley, Baniko	4	34	0	15
Evans, CJ	3	54	0	32

Punting	No.	Yds	Avg	Long	In20	TB
Rigney, Matthew	6	192	32.0	42	0	0

Punt Returns	No.	Yards	TD	Long
Harley, Baniko	1	19	0	19

Kick Returns	No.	Yards	TD	Long
Harley, Baniko	1	19	0	19

Tackles	UA-A	Total	Sacks	TFL
Henderson, Troy	4-5	9	0.0	0.0
Gayle, Matthew	3-6	9	2.0	2.0

Qtr	Time	Scoring Play	V-H
1st	02:04	UTM - LOGAN, Peyton 6 yd run (LARCO, Tyler kick), 6-62 3:21	7 - 0
	00:22	GOVERNOR - Minter, Eugene 51 yd pass from Ellis, Draylen (Deeds, Cole kick), 5-74 1:42	7 - 7
2nd	13:13	GOVERNOR - Parker, Jay 13 yd pass from Ellis, Draylen (Deeds, Cole kick), 6-58 1:32	7 - 14
	09:05	UTM - WILLIAMS, Donnell 16 yd pass from BACHUS, John (LARCO, Tyler kick), 10-75 4:08	14 - 14
	05:32	UTM - LARCO, Tyler 30 yd field goal, 5-45 2:19	17 - 14
	03:03	GOVERNOR - Minter, Eugene 27 yd pass from Ellis, Draylen (Deeds, Cole kick blocked), 7-72 2:29	17 - 20
	00:15	UTM - LARCO, Tyler 41 yd field goal, 11-51 2:48	20 - 20
3rd	13:51	GOVERNOR - Tanner, Ahmad 12 yd run (Deeds, Cole kick), 5-66 1:09	20 - 27
	06:50	UTM - WILLIAMS, Rodney 19 yd pass from BACHUS, John (LARCO, Tyler kick), 9-61 4:22	27 - 27
	06:18	GOVERNOR - Wilson, Deangelo 45 yd pass from Ellis, Draylen (Deeds, Cole kick), 2-75 0:32	27 - 34
	07:12	UTM - GRIGLIONE, Richie 3 yd pass from BACHUS, John (LARCO, Tyler kick), 7-49 2:25	34 - 34
	00:00	UTM - LARCO, Tyler 46 yd field goal, 11-41 5:55	37 - 34

GAME-BY-GAME RECAPS

Game 5: UT Martin at Tennessee State

Hale Stadium • Nashville, Tenn.

Sunday, March 28 • 2 p.m.



FULLER PARTNERS
 REAL ESTATE


24 - 26


FINAL

	UTM	7	0	0	17
TSU	17	6	3	0	

UT MARTIN (2-3, 2-3 OVC)
SKYHAWKS

TENNESSEE STATE (2-3, 2-3 OVC)
TIGERS

TENNESSEE STATE AT A GLANCE

UT Martin fell behind in the first half before stringing together a big fourth quarter comeback. The Skyhawks ran out of time in a contest in which the team tallied 176 of their 360 yards of total offense in the fourth quarter while scoring 17 of the team's 24 points. The team would have a chance to tie the game in the final minutes following a touchdown but the Skyhawks two-point conversion attempt would be unsuccessful.

	UTM	TSU
Score	24	26
FIRST DOWNS	21	18
RUSHES-YARDS (NET)	20-54	47-204
PASSING YDS (NET)	306	91
Passes Att-Comp-Int	47-27-3	16-9-0
TOTAL OFFENSE PLAYS-YARDS	67-360	63-295
Fumble Returns-Yards	0-0	0-0
Punt Returns-Yards	0-0	1-5
Kickoff Returns-Yards	0-0	0-0
Interception Returns-Yards	0-0	3-10
Punts (Number-Avg)	4-39.8	5-36.4
Fumbles-Lost	2-0	1-0
Penalties-Yards	7-75	3-30
Possession Time	27:46	32:14
Third-Down Conversions	5 of 14	3 of 13
Fourth-Down Conversions	2 of 3	0 of 0
Red-Zone Scores-Chances	3-3	2-3

UT Martin

Rushing	No.	Gain	Loss	Net	TD	Lg	Avg
LOGAN, Peyton	10	44	0	44	1	10	4.4
WALLACE, Zak	3	16	8	8	0	16	2.7
BACHUS, John	7	18	16	2	0	10	0.3

Passing	C-A-I	Yds	TD	Long	Sack
BACHUS, John	27-47-3	306	2	37	3

Receiving	No.	Yards	TD	Long
WILLIAMS, Donnell	9	85	1	23
LOGAN, Peyton	5	64	0	30
ODOM, Marquell	5	43	0	28
WILLIAMS, Rodney	4	31	1	21

Punting	No.	Yds	Avg	Long	In20	TB
LARCO, Tyler	4	159	39.8	47	2	0

Punt Returns	No.	Yards	TD	Long

Kick Returns	No.	Yards	TD	Long

Tackles	UA-A	Total	Sacks	TFL
SIMS, Deven	6-4	10	0.0	0.5
HARMON, Korbin	3-3	6	0.5	3.5
STEPHENS, D'Carrio	3-3	6	0.0	2.5
BOWDRY, Kameron	2-4	6	0.0	0.5

Tennessee State

Rushing	No.	Gain	Loss	Net	TD	Lg	Avg
STARLING, Devon	26	148	14	134	1	65	5.2
BRYANT, Deveon	3	40	0	40	1	32	13.3
ROUSE, Jalen	6	21	8	13	0	10	2.2
CURTIS, Sabree	2	6	1	5	1	6	2.5

Passing	C-A-I	Yds	TD	Long	Sack
GREEN, Isaiah	7-11-0	91	0	26	1
BRYANT, Deveon	2-5-0	0	0	0	0

Receiving	No.	Yards	TD	Long
WYCHE, Cam	3	57	0	26
JOHNSON, Dayron	3	23	0	16
WATKINS, Cedric	1	7	0	7
TRUEHEART, Josh	1	4	0	4

Punting	No.	Yds	Avg	Long	In20	TB
MOSLEY, Kaleb	4	151	37.8	48	2	0
TEAM	1	31	31.0	31	0	0

Punt Returns	No.	Yards	TD	Long
JOHNSON, Dayron	1	-5	0	0

Kick Returns	No.	Yards	TD	Long

Tackles	UA-A	Total	Sacks	TFL
HOLLIS, Fondren	8-2	10	0.0	0.0
GARLINGTON, K.	2-4	6	0.0	0.0
GREEN, James	2-4	6	0.0	0.0
HARPER, Nick	5-0	5	0.0	1.0

Qtr	Time	Scoring Play	V-H
1st	06:29	TSU - CURTIS, Sabree 6 yd run (ZITA, Antonio kick), 8-58 3:58	0 - 7
	04:44	UTM - WILLIAMS, Donnell 23 yd pass from BACHUS, John (LARCO, Tyler kick), 4-75 1:45	7 - 7
	02:24	TSU - BRYANT, Deveon 32 yd run (ZITA, Antonio kick), 5-62 2:17	7 - 14
	00:57	TSU - ZITA, Antonio 51 yd field goal, 4-2 1:17	7 - 17
2nd	01:58	TSU - STARLING, Devon 65 yd run (ZITA, Antonio kick failed), 2-65 0:31	7 - 23
3rd	09:31	TSU - ZITA, Antonio 33 yd field goal, 11-57 5:29	7 - 26
4th	12:59	UTM - LARCO, Tyler 33 yd field goal, 12-41 3:55	10 - 26
	07:23	UTM - LOGAN, Peyton 4 yd run (DOWELL, Colton pass from BACHUS, John), 9-83 3:19	18 - 26
	01:51	UTM - WILLIAMS, Rodney 21 yd pass from BACHUS, John (BACHUS, John pass failed), 7-63 3:50	24 - 26